



Sant Dnyaneshwar Shikshan Sanstha's
**Hon. Shri. Annasaheb Dange Ayurved Medical College
& Post Graduate Research Center**
A/p :Ashta, Tal. : Walwa, Dist :Sangli – 416 301
Website : www.adamc.ac.in E-mail : ashta.adamc@gmail.com
NAAC Accredited ISO Certified 9001-2015, 14001-2015




CRITERIA 4

4.3.5 In person and remote access usage of library and the learner sessions/library usage programmes organized for the teachers and students

Link For details of Library Usage by Teachers and Students 2018 to 2023

Sr. No.	Year	Month	Student Uses	Faculty Uses
1	2023	Jan-Dec. 2023	29136	294
2	2022	Jan-Dec.2022	23484	120
3	2021	Jan-Dec.2021	16781	203
4	2020	Jan-Dec.2020	06840	053
5	2019	Jan-Dec.2019	19046	339




Aspenkey
PRINCIPAL
Shri. Annasaheb Dange Ayurved Medical
College Ashta, Tal. Walwa, Dist. Sangli



January 2023


Sr. No.	Date	Library Entry	Circulation	Faculty	Digital Library Students	Stack Area	Total	Percentage	Librarian Signature
1	01/01/2023	-	-	-	-	-	0	0	
2	02/01/2023	6	14	0	0	14	34	6.01	
3	03/01/2023	19	25	0	2	11	57	10.08	
4	04/01/2023	29	19	3	3	16	70	12.38	
5	05/01/2023	29	25	1	0	9	64	11.32	
6	06/01/2023	24	24	2	3	4	57	10.08	
7	07/01/2023	57	15	3	0	56	131	23.18	
8	08/01/2023	-	-	-	-	-	-	0	
9	09/01/2023	33	3	0	4	0	40	7.07	
10	10/01/2023	24	24	3	3	0	54	9.55	
11	11/01/2023	27	28	5	1	0	61	10.79	
12	12/01/2023	25	0	3	1	13	42	7.43	
13	13/01/2023	13	13	3	0	7	36	6.37	
14	14/01/2023	33	2	0	0	14	49	8.67	
15	15/01/2023	-	-	-	-	-	-	0	
16	16/01/2023	31	10	3	2	0	46	8.14	
17	17/01/2023	44	26	0	0	13	83	14.69	
18	18/01/2023	39	18	1	1	18	77	13.62	
19	19/01/2023	2	0	0	0	0	2	0.35	
20	20/01/2023	30	26	1	0	4	61	10.79	
21	21/01/2023	70	48	0	0	10	128	22.65	
22	22/01/2023	-	-	-	-	-	-	0	
23	23/01/2023	54	82	0	6	20	162	28.67	
24	24/01/2023	23	9	0	0	5	37	6.54	
25	25/01/2023	20	9	1	0	18	48	8.49	
26	26/01/2023	0	0	0	0	0	0	0	
27	27/01/2023	45	19	0	0	15	79	13.98	
28	28/01/2023	31	25	0	0	11	67	11.85	
29	29/01/2023	-	-	-	-	-	-	0	
30	30/01/2023	30	19	2	0	11	62	10.97	
31	31/01/2023	41	13	1	0	9	64	11.32	
Total		779	496	32	26	278	1611	285.13	
Average		30	19	1	1	11	62	11	





February 2023


Sr. No.	Date	Libra ry Entry	Circulation	Faculty	Digital Library Students	Stack Area	Total	Percentag e	Librarian Signature
1	01/02/2023	31	28	0	0	18	77	12.74	
2	02/02/2023	28	9	0	0	0	37	6.54	
3	03/02/2023	32	18	2	0	19	71	12.56	
4	04/02/2023	84	20	2	0	26	132	23.36	
5	05/02/2023	-	-	-	-	-	-	0	
6	06/02/2023	25	8	2	0	24	59	10.44	
7	07/02/2023	18	14	0	0	10	42	7.43	
8	08/02/2023	6	0	1	0	0	7	1.23	
9	09/02/2023	44	39	2	0	5	90	15.92	
10	10/02/2023	26	23	3	0	13	65	11.5	
11	11/02/2023	32	28	5	0	11	76	13.45	
12	12/02/2023	-	-	-	-	-	-	0	
13	13/02/2023	29	19	1	0	8	57	10.08	
14	14/02/2023	22	27	4	2	8	63	11.15	
15	15/02/2023	20	44	6	5	5	80	14.15	
16	16/02/2023	24	20	3	0	14	61	10.79	
17	17/02/2023	29	15	3	0	6	53	9.38	
18	18/02/2023	3	0	0	0	0	3	0.53	
19	19/02/2023	-	-	-	-	-	-	0	
20	20/02/2023	31	27	3	0	13	74	13.09	
21	21/02/2023	27	32	3	0	16	78	13.8	
22	22/02/2023	116	37	4	0	0	157	27.78	
23	23/02/2023	34	10	2	0	7	53	9.38	
24	24/02/2023	42	33	2	0	16	93	16.46	
25	25/02/2023	22	11	2	0	7	42	7.43	
26	26/02/2023	-	-	-	-	-	-	0	
27	27/02/2023	17	1	0	1	0	19	3.36	
28	28/02/2023	58	55	3	0	30	146	25.84	
Total		800	518	53	8	256	1635	289.38	
Average		31	20	2	1	10	63	12	





March 2023

Sr. No.	Date	Libra ry Entry	Circulation	Faculty	Digital Library Students	Stack Area	Total	Percentag e	Librarian Signature
1	01/03/2023	46	26	2	0	7	81	14.33	
2	02/03/2023	13	9	2	0	6	30	5.3	
3	03/03/2023	28	11	0	0	0	39	6.9	
4	04/03/2023	10	7	0	0	4	21	3.71	
5	05/03/2023	-	-	-	-	-	-	0	
6	06/03/2023	44	9	3	0	0	56	9.91	
7	07/03/2023	33	0	0	0	0	33	5.84	
8	08/03/2023	10	6	2	0	8	26	4.6	
9	09/03/2023	0	27	1	0	0	28	4.95	
10	10/03/2023	57	15	3	0	24	99	17.52	
11	11/03/2023	55	8	0	0	2	65	11.5	
12	12/03/2023	-	-	-	-	-	-	0	
13	13/03/2023	0	1	0	0	0	1	0.17	
14	14/03/2023	69	2	0	0	0	71	12.56	
15	15/03/2023	0	21	1	0	30	52	9.2	
16	16/03/2023	101	42	0	0	33	176	31.15	
17	17/03/2023	72	24	0	2	31	129	22.83	
18	18/03/2023	134	30	0	2	86	252	44.6	
19	19/03/2023	-	-	-	-	-	-	0	
20	20/03/2023	74	36	1	0	41	152	26.9	
21	21/03/2023	66	36	0	0	33	135	23.89	
22	22/03/2023	0	0	0	0	0	0	0	
23	23/03/2023	81	59	0	0	30	170	30.08	
24	24/03/2023	59	23	2	0	29	113	20	
25	25/03/2023	52	29	1	0	34	116	20.53	
26	26/03/2023	-	-	-	-	-	-	0	
27	27/03/2023	64	34	4	0	21	123	21.76	
28	28/03/2023	53	37	6	0	28	124	21.94	
29	29/03/2023	79	43	8	1	44	175	30.97	
30	30/03/2023	0	0	0	0	0	0	0	
31	31/03/2023	82	36	4	1	39	162	28.67	
Total		1282	571	40	6	530	2429	429.91	
Average		47	21	1	1	20	90	16	





April 2023

Sr. No.	Date	Libra ry Entry	Circulation	Faculty	Digital Library Students	Stack Area	Total	Percentag e	Librarian Signature
1	01/04/2023	168	42	3	0	113	326	57.69	
2	02/04/2023	-	-	-	-	-	-	0	
3	03/04/2023	53	44	3	0	26	126	22.3	
4	04/04/2023	0	0	0	0	0	0	0	
5	05/04/2023	54	49	1	4	13	121	21.41	
6	06/04/2023	81	47	9	0	25	162	28.67	
7	07/04/2023	38	10	5	0	18	71	12.56	
8	08/04/2023	54	24	8	0	19	105	18.58	
9	09/04/2023	-	-	-	-	-	-	0	
10	10/04/2023	75	37	5	0	28	145	25.66	
11	11/04/2023	84	45	5	0	38	172	30.44	
12	12/04/2023	87	56	5	0	36	184	32.56	
13	13/04/2023	66	43	2	0	21	132	23.36	
14	14/04/2023	10	0	0	0	0	10	1.76	
15	15/04/2023	109	44	3	0	44	200	35.39	
16	16/04/2023	8	-	-	-	-	8	1.41	
17	17/04/2023	83	68	4	1	15	171	30.26	
18	18/04/2023	166	41	4	0	23	234	41.41	
19	19/04/2023	79	60	3	0	21	163	28.84	
20	20/04/2023	72	42	0	0	22	136	24.07	
21	21/04/2023	58	27	1	0	9	95	16.81	
22	22/04/2023	23	0	0	0	0	23	4.07	
23	23/04/2023	19	-	-	-	-	19	3.36	
24	24/04/2023	61	64	0	0	22	147	26.01	
25	25/04/2023	64	53	3	0	6	126	22.3	
26	26/04/2023	48	55	0	0	14	117	20.7	
27	27/04/2023	56	40	1	0	22	119	21.06	
28	28/04/2023	67	7	2	0	24	100	17.69	
29	29/04/2023	102	57	1	0	58	218	38.58	
30	30/04/2023	-	-	-	-	-	-	0	
Total		1785	955	68	5	617	3430	607.07	
Average		71	38	3	1	25	137	23	





May 2023

Sr. No.	Date	Library Entry	Circulation	Faculty	Digital Library Students	Stack Area	Total	Percentage	Librarian Signature
1	01/05/2023	1	0	0	0	11	12	2.12	
2	02/05/2023	49	60	0	0	12	121	21.41	
3	03/05/2023	57	35	3	0	5	100	17.69	
4	04/05/2023	42	28	0	0	10	80	14.15	
5	05/05/2023	9	0	0	0	0	9	1.59	
6	06/05/2023	31	40	0	0	12	83	14.69	
7	07/05/2023	2	-	-	-	-	2	0.35	
8	08/05/2023	16	13	0	0	9	38	6.72	
9	09/05/2023	18	6	1	0	13	38	6.72	
10	10/05/2023	13	7	0	0	5	25	4.42	
11	11/05/2023	15	9	1	0	5	30	5.3	
12	12/05/2023	18	6	0	0	5	29	5.13	
13	13/05/2023	15	8	0	0	0	23	4.07	
14	14/05/2023	2	-	-	-	-	2	0.35	
15	15/05/2023	31	4	3	2	8	48	8.49	
16	16/05/2023	18	4	2	0	4	28	4.95	
17	17/05/2023	21	8	4	0	5	38	6.72	
18	18/05/2023	22	4	0	0	7	33	5.84	
19	19/05/2023	16	8	0	0	0	24	4.24	
20	20/05/2023	2	0	0	0	0	2	0.35	
21	21/05/2023	-	-	-	-	-	-	0	
22	22/05/2023	45	33	0	0	25	103	18.23	
23	23/05/2023	58	31	0	0	31	120	21.23	
24	24/05/2023	48	35	0	0	27	110	19.46	
25	25/05/2023	31	30	1	0	12	74	13.09	
26	26/05/2023	59	43	0	0	28	130	23	
27	27/05/2023	44	19	0	0	22	85	15.04	
28	28/05/2023	-	-	-	-	-	-	0	
29	29/05/2023	50	18	0	0	16	84	14.86	
30	30/05/2023	52	29	1	0	21	103	18.23	
31	31/05/2023	26	14	2	0	11	53	9.38	
Total		811	492	18	2	304	1627	287.96	
Average		30	18	1	1	11	60	11	





June 2023


Sr. No.	Date	Library Entry	Circulation	Faculty	Digital Library Students	Stack Area	Total	Percentage	Librarian Signature
1	01/06/2023	44	22	0	0	16	82	14.51	
2	02/06/2023	50	22	0	0	22	94	16.63	
3	03/06/2023	64	10	1	0	44	119	21.06	
4	04/06/2023	7	-	-	-	-	7	1.23	
5	05/06/2023	36	30	4	0	24	94	16.63	
6	06/06/2023	88	59	0	0	17	164	29.02	
7	07/06/2023	66	51	4	0	8	129	22.83	
8	08/06/2023	50	22	2	0	16	90	15.92	
9	09/06/2023	31	43	2	0	13	89	15.75	
10	10/06/2023	38	36	2	0	15	91	16.1	
11	11/06/2023	3	-	-	-	-	3	0.53	
12	12/06/2023	53	44	2	0	25	124	21.94	
13	13/06/2023	61	43	1	0	18	123	21.76	
14	14/06/2023	45	21	2	0	14	82	14.51	
15	15/06/2023	54	28	0	0	13	95	16.81	
16	16/06/2023	41	21	2	0	12	76	13.45	
17	17/06/2023	99	28	1	0	79	207	36.63	
18	18/06/2023	7	-	-	-	-	7	1.23	
19	19/06/2023	75	16	1	0	26	118	20.88	
20	20/06/2023	40	78	2	0	9	129	22.83	
21	21/06/2023	51	28	0	0	6	85	15.04	
22	22/06/2023	48	32	0	0	20	100	17.69	
23	23/06/2023	49	30	0	0	22	101	17.87	
24	24/06/2023	60	47	2	0	26	135	23.89	
25	25/06/2023	-	-	-	-	-	-	0	
26	26/06/2023	46	20	0	0	13	79	13.98	
27	27/06/2023	55	30	0	0	15	100	17.69	
28	28/06/2023	46	23	1	0	15	85	15.04	
29	29/06/2023	47	0	0	0	2	49	8.67	
30	30/06/2023	88	31	0	2	15	136	24.07	
Total		1442	815	29	2	505	2793	494.33	
Average		55	31	1	1	19	107	19	





July 2023


Sr. No.	Date	Libra ry Entry	Circulation	Faculty	Digital Library Students	Stack Area	Total	Percentag e	Librarian Signature
1	01/07/2023	144	24	0	0	76	244	43.18	
2	02/07/2023	6	-	-	-	-	6	1.06	
3	03/07/2023	80	24	1	4	15	124	21.94	
4	04/07/2023	66	17	1	0	22	106	18.76	
5	05/07/2023	77	29	0	0	16	122	21.59	
6	06/07/2023	72	24	2	0	23	121	21.41	
7	07/07/2023	55	41	1	0	15	112	19.82	
8	08/07/2023	83	34	1	4	22	144	25.48	
9	09/07/2023	25	-	-	-	-	25	4.42	
10	10/07/2023	65	14	0	0	20	99	17.52	
11	11/07/2023	59	44	0	0	15	118	20.88	
12	12/07/2023	53	26	3	3	23	108	19.11	
13	13/07/2023	68	38	0	0	23	129	22.83	
14	14/07/2023	84	51	0	0	27	162	28.67	
15	15/07/2023	135	59	0	0	82	276	48.84	
16	16/07/2023	12	-	-	-	-	12	2.12	
17	17/07/2023	79	49	0	3	20	151	26.72	
18	18/07/2023	81	52	0	0	28	161	28.49	
19	19/07/2023	60	56	2	0	20	138	24.42	
20	20/07/2023	47	26	1	2	17	93	16.46	
21	21/07/2023	92	21	0	0	32	145	25.66	
22	22/07/2023	57	13	0	0	17	87	15.39	
23	23/07/2023	13	-	-	-	-	13	2.3	
24	24/07/2023	42	10	0	3	15	70	12.38	
25	25/07/2023	44	29	0	0	10	83	14.69	
26	26/07/2023	59	20	2	0	20	101	17.87	
27	27/07/2023	48	7	0	3	13	71	12.56	
28	28/07/2023	23	18	0	0	21	62	10.97	
29	29/07/2023	0	0	0	0	0	0	0	
30	30/07/2023	5	-	-	-	-	5	0.88	
31	31/07/2023	41	39	0	3	9	92	16.28	
Total		1775	765	14	25	601	3180	562.83	
Average		68	29	1	1	23	122	22	





August 2023

Sr.No.	Date	Library Entry	Circulation	Faculty	Digital Library Students	Stack Area	Total	Percentage	Librarian Signature
1	01/08/2023	52	31	1	0	13	97	17.16	
2	02/08/2023	29	21	1	0	15	66	11.68	
3	03/08/2023	4	45	0	0	20	69	12.21	
4	04/08/2023	46	46	0	0	18	110	19.46	
5	05/08/2023	48	50	0	3	21	122	21.59	
6	06/08/2023	2	-	-	-	-	2	0.35	
7	07/08/2023	45	32	0	0	15	92	16.28	
8	08/08/2023	48	38	1	0	12	99	17.52	
9	09/08/2023	38	37	0	0	6	81	14.33	
10	10/08/2023	34	72	1	7	22	136	24	
11	11/08/2023	36	16	0	6	17	75	13.27	
12	12/08/2023	21	9	0	14	17	61	10.79	
13	13/08/2023	-	-	-	-	-	-	0	
14	14/08/2023	46	31	0	0	27	104	18.4	
15	15/08/2023	0	0	0	0	0	0	0	
16	16/08/2023	0	1	0	0	0	1	0.17	
17	17/08/2023	38	29	0	0	14	81	14.33	
18	18/08/2023	31	23	1	0	24	79	13.98	
19	19/08/2023	137	27	0	0	106	270	47.78	
20	20/08/2023	-	-	-	-	-	-	0	
21	21/08/2023	69	17	0	0	39	125	22.12	
22	22/08/2023	48	16	0	0	20	84	14.86	
23	23/08/2023	100	80	1	0	69	250	44.24	
24	24/08/2023	47	26	0	0	21	94	16.63	
25	25/08/2023	34	3	1	0	24	62	10.97	
26	26/08/2023	47	22	1	0	39	109	19.29	
27	27/08/2023	-	-	-	-	-	-	0	
28	28/08/2023	33	14	0	0	15	62	10.97	
29	29/08/2023	64	23	0	0	32	119	21.06	
30	30/08/2023	38	13	1	0	15	67	11.85	
31	31/08/2023	49	19	0	0	8	76	13.45	
Total		1184	741	9	30	629	2593	458.93	
Average		44	27	1	1	23	96	17	





September 2023

Sr. No.	Date	Libra ry Entry	Circulation	Faculty	Digital Library Students	Stack Area	Total	Percentag e	Librarian Signature
1	01/09/2023	47	24	0	0	14	85	15.04	
2	02/09/2023	90	22	1	0	72	185	32.74	
3	03/09/2023	1	-	-	-	-	1	0.17	
4	04/09/2023	48	2	1	0	4	55	9.73	
5	05/09/2023	14	10	0	0	5	29	5.13	
6	06/09/2023	65	28	2	0	11	106	18.76	
7	07/09/2023	8	0	0	0	0	8	1.41	
8	08/09/2023	65	39	0	0	17	121	21.41	
9	09/09/2023	79	77	0	0	14	170	30.08	
10	10/09/2023	-	-	-	-	-	-	0	
11	11/09/2023	61	74	0	0	12	147	26.01	
12	12/09/2023	53	19	0	0	9	81	14.33	
13	13/09/2023	39	8	0	0	7	54	9.55	
14	14/09/2023	101	3	0	15	21	140	24.77	
15	15/09/2023	92	32	1	16	15	156	27.61	
16	16/09/2023	112	12	0	0	41	165	29.2	
17	17/09/2023	-	-	-	-	-	-	0	
18	18/09/2023	8	12	0	17	11	48	8.49	
19	19/09/2023	49	0	0	0	0	49	8.67	
20	20/09/2023	39	17	0	0	16	72	12.74	
21	21/09/2023	31	6	0	0	0	37	6.54	
22	22/09/2023	27	15	0	0	21	63	11.15	
23	23/09/2023	26	16	0	0	6	48	8.49	
24	24/09/2023	1	-	-	-	-	1	0.17	
25	25/09/2023	13	3	0	0	1	17	3	
26	26/09/2023	51	19	0	0	30	100	17.69	
27	27/09/2023	52	14	1	0	12	79	13.98	
28	28/09/2023	38	17	0	0	10	65	11.5	
29	29/09/2023	8	0	0	0	0	8	1.41	
30	30/09/2023	92	18	1	0	78	189	33.45	
Total		1310	487	7	48	427	2279	403.36	
Average		50	19	1	2	16	88	16	






Sant Dnyaneshwar Shikshan Sanstha's
Hon. Shri. Annasaheb Dange Ayurved Medical College
& Post Graduate Research Center

A/p : Ashta, Tal. : Walwa, Dist : Sangli – 416 301
Website : www.adamc.ac.in E-mail : ashta.adamc@gmail.com
NAAC Accrediated ISO Certified 9001-2015, 14000-2015



October 2023

Sr. No.	Date	Library Entry	Circulation	Faculty	Digital Library Students	Stack Area	Total	Percentage	Librarian Signature
1	01/10/2023	7	-	-	-	-	7	1.23	
2	02/10/2023	-	-	-	-	-	-	0	
3	03/10/2023	71	27	0	0	32	130	23	
4	04/10/2023	42	9	0	0	16	67	11.85	
5	05/10/2023	64	18	0	0	20	102	18.05	
6	06/10/2023	61	9	0	0	6	76	13.45	
7	07/10/2023	64	10	0	0	41	115	20.35	
8	08/10/2023	-	-	-	-	-	-	0	
9	09/10/2023	126	11	0	0	27	164	29.02	
10	10/10/2023	83	24	0	1	19	127	22.47	
11	11/10/2023	56	15	1	2	8	82	14.51	
12	12/10/2023	73	20	0	0	11	104	18.4	
13	13/10/2023	70	24	0	17	24	135	23.89	
14	14/10/2023	84	15	1	12	19	131	23.18	
15	15/10/2023	-	-	-	-	-	-	0	
16	16/10/2023	87	25	0	0	25	137	24.24	
17	17/10/2023	91	20	0	3	27	141	24.95	
18	18/10/2023	63	0	0	4	23	90	15.92	
19	19/10/2023	70	9	1	0	14	94	16.63	
20	20/10/2023	37	10	0	1	4	52	9.2	
21	21/10/2023	41	13	2	0	10	66	11.68	
22	22/10/2023	22	0	-	-	-	22	3.89	
23	23/10/2023	65	10	1	2	10	88	15.57	
24	24/10/2023	9	0	0	0	0	9	1.59	
25	25/10/2023	128	0	0	2	15	145	25.66	
26	26/10/2023	91	21	0	2	23	137	24.24	
27	27/10/2023	57	16	0	0	11	84	14.86	
28	28/10/2023	39	25	0	0	10	74	13.09	
29	29/10/2023	-	-	-	-	-	-	0	
30	30/10/2023	62	18	0	0	6	86	15.22	
31	31/10/2023	46	15	0	0	11	72	12.74	
Total		1709	364	6	46	412	2537	449.02	
Average		68	15	1	2	16	101	18	






Sant Dnyaneshwar Shikshan Sanstha's
Hon. Shri. Annasaheb Dange Ayurved Medical College
& Post Graduate Research Center

A/p : Ashta, Tal. : Walwa, Dist : Sangli – 416 301
Website : www.adamc.ac.in E-mail : ashta.adamc@gmail.com
NAAC Accrediated ISO Certified 9001-2015, 14000-2015



November 2023

Sr. No.	Date	Library Entry	Circulation	Faculty	Digital Library Students	Stack Area	Total	Percentage	Librarian Signature
1	01/11/2023	44	36	0	0	5	85	15.04	
2	02/11/2023	37	14	0	0	17	68	12.03	
3	03/11/2023	43	16	1	3	10	73	12.92	
4	04/11/2023	38	46	1	1	8	94	16.63	
5	05/11/2023	-	-	-	-	-	-	0	
6	06/11/2023	44	9	0	0	3	56	9.91	
7	07/11/2023	37	3	0	0	3	43	7.61	
8	08/11/2023	30	8	0	0	3	41	7.25	
9	09/11/2023	39	9	0	0	6	54	9.55	
10	10/11/2023	4	0	0	0	0	4	0.7	
11	11/11/2023	0	0	0	0	0	0	0	
12	12/11/2023	-	-	-	-	-	-	0	
13	13/11/2023	0	0	0	0	0	0	0	
14	14/11/2023	0	0	0	0	0	0	0	
15	15/11/2023	0	0	0	0	0	0	0	
16	16/11/2023	0	0	0	0	0	0	0	
17	17/11/2023	0	0	0	0	1	1	0.17	
18	18/11/2023	0	0	0	0	0	0	0	
19	19/11/2023	-	-	-	-	-	-	0	
20	20/11/2023	11	10	0	0	4	25	4.42	
21	21/11/2023	18	6	1	0	8	33	5.84	
22	22/11/2023	27	4	0	2	8	41	7.25	
23	23/11/2023	35	8	0	0	6	49	8.67	
24	24/11/2023	51	10	1	0	8	70	12.38	
25	25/11/2023	29	2	2	0	9	42	7.43	
26	26/11/2023	-	-	-	-	-	-	0	
27	27/11/2023	0	0	0	0	0	0	0	
28	28/11/2023	49	15	0	0	11	75	13.27	
29	29/11/2023	60	9	0	1	9	79	13.98	
30	30/11/2023	52	17	0	2	20	91	16.1	
Total		648	222	6	9	139	1024	181.23	
Average		25	9	1	1	5	39	7	





December 2023

Sr. No.	Date	Library Entry	Circulation	Faculty	Digital Library Students	Stack Area	Total	Percentage	Librarian Signature
1	01/12/2023	58	6	0	3	36	103	18.23	
2	02/12/2023	199	10	0	5	36	250	44.24	
3	03/12/2023	-	-	-	-	-	-	0	
4	04/12/2023	107	19	0	6	16	148	26.19	
5	05/12/2023	138	17	0	1	29	185	32.74	
6	06/12/2023	116	8	2	5	27	158	27.96	
7	07/12/2023	108	16	0	6	34	164	29.02	
8	08/12/2023	111	31	0	17	24	183	32.38	
9	09/12/2023	201	9	0	14	92	316	55.92	
10	10/12/2023	14	-	-	-	-	14	2.47	
11	11/12/2023	126	25	0	0	38	189	33.45	
12	12/12/2023	104	30	0	3	30	167	29.55	
13	13/12/2023	86	36	1	0	22	145	25.66	
14	14/12/2023	106	24	1	3	23	157	27.78	
15	15/12/2023	53	22	0	0	8	83	14.69	
16	16/12/2023	175	18	1	4	98	296	52.38	
17	17/12/2023	7	-	-	-	-	7	1.23	
18	18/12/2023	60	85	0	0	18	163	28.84	
19	19/12/2023	69	28	1	0	11	109	19.29	
20	20/12/2023	54	24	2	0	25	105	18.58	
21	21/12/2023	89	60	0	0	43	192	33.98	
22	22/12/2023	53	39	1	0	34	127	22.47	
23	23/12/2023	110	42	0	0	41	193	34.15	
24	24/12/2023	-	-	-	-	-	-	0	
25	25/12/2023	0	0	0	0	0	-	0	
26	26/12/2023	72	46	1	0	23	142	25.13	
27	27/12/2023	79	37	2	0	17	135	23.89	
28	28/12/2023	72	49	0	0	28	149	26.37	
29	29/12/2023	53	33	0	0	14	100	17.69	
30	30/12/2023	152	67	0	0	93	312	55.22	
31	31/12/2023	-	-	-	-	-	-	0	
Total		2572	781	12	67	860	4292	759.64	
Average		99	30	1	3	33	165	29	





January 2022

Sr. No.	Date	Library Entry	Circulation	Faculty	Digital Library Students	Stack Area	Total	Percentage	Librarian Signature
1	1/1/2022	36	17	1	0	10	64	11.49	
2	2/1/2022	9	-	-	-	-	9	1.61	
3	3/1/2022	50	31	1	0	20	102	18.31	
4	4/1/2022	73	33	2	0	15	123	22.08	
5	5/1/2022	39	33	3	0	13	88	15.79	
6	6/1/2022	48	27	0	0	18	93	16.69	
7	7/1/2022	36	27	0	0	14	77	13.82	
8	8/1/2022	25	19	0	0	20	64	11.49	
9	9/1/2022	1	-	-	-	-	1	0.17	
10	10/1/2022	32	33	1	0	25	91	16.33	
11	11/1/2022	26	19	2	0	7	54	9.69	
12	12/1/2022	19	1	0	0	3	23	4.12	
13	13/1/2022	0	0	0	0	0	0	0	
14	14/1/2022	3	5	0	7	1	16	2.87	
15	15/1/2022	17	17	0	0	14	48	8.61	
16	16/1/2022	0	-	-	-	-	0	0	
17	17/1/2022	23	8	0	0	9	40	7.18	
18	18/1/2022	13	15	1	0	9	38	6.82	
19	19/1/2022	44	17	1	0	11	73	13.10	
20	20/1/2022	21	9	0	0	9	39	7	
21	21/1/2022	18	7	0	0	6	31	5.56	
22	22/1/2022	64	18	0	0	13	95	17.05	
23	23/1/2022	1	-	-	-	-	1	0.17	
24	24/1/2022	28	16	0	0	11	55	9.87	
25	25/1/2022	6	3	1	0	12	22	3.94	
26	26/1/2022	0	0	1	0	0	1	0.17	
27	27/1/2022	36	11	0	1	0	48	8.61	
28	28/1/2022	22	13	0	0	7	42	7.54	
29	29/1/2022	17	15	0	1	13	46	8.25	
30	30/1/2022	-	-	-	-	-	0	0	
31	31/1/2022	26	10	0	0	3	39	7	
Total		733	404	14	9	263	1423	255.47	
Average		24	13	1	1	8	46	8.25	





February 2022


Sr. No.	Date	Libra ry Entry	Circulation	Faculty	Digital Library Students	Stack Area	Total	Percentag e	Librarian Signature
1	1/2/2022	28	3	0	0	6	37	6.64	
2	2/2/2022	26	12	0	0	22	60	10.77	
3	3/2/2022	34	13	1	0	13	61	10.95	
4	4/2/2022	31	19	0	3	4	57	10.23	
5	5/2/2022	17	13	0	0	5	35	6.28	
6	6/2/2022	6	-	-	-	-	6	1	
7	7/2/2022	9	0	0	0	0	9	1.61	
8	8/2/2022	27	22	2	0	19	70	12.56	
9	9/2/2022	43	25	0	0	17	85	15.26	
10	10/2/2022	33	26	0	1	17	77	13.82	
11	11/2/2022	20	13	1	0	0	34	6.10	
12	12/2/2022	33	8	0	0	17	58	10.41	
13	13/2/2022	32	-	-	-	-	32	5.74	
14	14/2/2022	25	18	1	0	9	53	9.51	
15	15/2/2022	27	23	0	0	15	65	11.66	
16	16/2/2022	16	14	1	0	7	38	6.82	
17	17/2/2022	29	13	0	0	11	53	9.51	
18	18/2/2022	11	4	0	0	6	21	3.77	
19	19/2/2022	0	0	0	0	0	0	0	
20	20/2/2022	-	-	-	-	-	0	0	
21	21/2/2022	11	9	0	0	3	23	0.53	
22	22/2/2022	25	13	0	0	15	53	9.51	
23	23/2/2022	10	6	1	0	3	20	3.59	
24	24/2/2022	39	26	0	0	12	77	13.82	
25	25/2/2022	22	17	0	0	6	45	8.07	
26	26/2/2022	45	13	0	0	4	62	11.13	
27	27/2/2022	1	-	-	-	-	1	0.17	
28	28/2/2022	24	12	0	0	6	42	7.54	
Total		624	322	7	4	217	1174	210.77	
Average		22	11	1	1	8	42	7.54	





March 2022


Sr. No.	Date	Libra ry Entry	Circulation	Faculty	Digital Library Students	Stack Area	Total	Percentag e	Librarian Signature
1	1/3/2022	2	-	-	-	-	2	0.35	
2	2/3/2022	28	24	1	0	13	66	11.84	
3	3/3/2022	8	5	0	0	19	32	5.74	
4	4/3/2022	30	21	0	2	0	53	9.51	
5	5/3/2022	9	16	0	0	6	31	5.56	
6	6/3/2022	4	-	-	-	-	4	0.71	
7	7/3/2022	11	16	0	0	26	53	9.51	
8	8/3/2022	7	7	0	0	6	20	3.59	
9	9/3/2022	26	16	0	1	5	48	8.61	
10	10/3/2022	12	11	0	1	12	36	6.46	
11	11/3/2022	14	21	0	0	8	43	7.71	
12	12/3/2022	10	11	0	0	6	27	4.84	
13	13/3/2022	-	-	-	-	-	0	0	
14	14/3/2022	29	7	0	0	14	50	8.97	
15	15/3/2022	14	27	0	1	10	52	9.33	
16	16/3/2022	17	19	0	1	13	50	8.97	
17	17/3/2022	25	17	1	0	10	53	9.51	
18	18/3/2022	18	-	-	-	-	18	3.23	
19	19/3/2022	9	21	0	0	7	37	6.64	
20	20/3/2022	-	-	-	-	-	0	0	
21	21/3/2022	21	38	3	0	10	72	12.92	
22	22/3/2022	6	15	2	0	6	29	5.20	
23	23/3/2022	18	36	0	0	13	67	12.02	
24	24/3/2022	8	11	1	2	18	40	7.18	
25	25/3/2022	15	14	3	0	0	32	5.74	
26	26/3/2022	17	27	1	0	6	51	9.15	
27	27/3/2022	2	-	-	-	-	2	0.35	
28	28/3/2022	22	47	0	0	14	83	14.90	
29	29/3/2022	23	23	2	2	7	57	10.23	
30	30/3/2022	26	20	1	1	9	57	10.23	
31	31/3/2022	38	19	2	2	7	68	12.20	
Total		469	489	17	13	245	1233	221.36	
Average		15	16	1	1	8	40	7.18	





April 2022

Sr. No.	Date	Libra ry Entry	Circulation	Faculty	Digital Library Students	Stack Area	Total	Percentag e	Librarian Signature
1	1/4/2022	19	29	0	0	10	58	10.41	
2	2/4/2022	0	0	0	0	0	0	0	
3	3/4/2022	2	-	-	-	-	2	0.35	
4	4/4/2022	18	14	1	0	3	36	6.46	
5	5/4/2022	36	12	0	2	11	61	10.95	
6	6/4/2022	0	16	0	0	13	29	5.20	
7	7/4/2022	17	21	0	0	15	53	9.51	
8	8/4/2022	33	8	0	2	0	43	7.71	
9	9/4/2022	23	17	1	0	9	50	8.97	
10	10/4/2022	-	-	-	-	-	0	0	
11	11/4/2022	25	28	0	0	23	76	13.64	
12	12/4/2022	34	35	0	5	18	92	16.51	
13	13/4/2022	25	26	0	0	17	68	12.20	
14	14/4/2022	0	0	0	4	0	4	0.71	
15	15/4/2022	0	0	0	0	0	0	0	
16	16/4/2022	6	24	1	3	5	39	7	
17	17/4/2022	-	-	-	-	-	0	0	
18	18/4/2022	18	19	0	0	10	47	8.43	
19	19/4/2022	11	9	2	4	9	35	6.28	
20	20/4/2022	25	8	1	0	11	45	8	
21	21/4/2022	16	15	0	0	21	52	9.33	
22	22/4/2022	24	42	1	0	4	71	12.74	
23	23/4/2022	0	0	0	0	7	7	1.25	
24	24/4/2022	-	-	-	-	-	0	0	
25	25/4/2022	2	8	0	0	2	12	2.15	
26	26/4/2022	13	2	0	0	0	15	2.69	
27	27/4/2022	2	1	0	0	8	11	1.97	
28	28/4/2022	3	10	0	0	0	13	2.33	
29	29/4/2022	3	0	0	0	2	5	0.89	
30	30/4/2022	0	8	0	0	0	8	1.43	
Total		355	352	7	20	198	932	167.32	
Average		12	12	1	1	7	31	5.56	





May 2022


Sr. No.	Date	Libra ry Entry	Circulation	Faculty	Digital Library Students	Stack Area	Total	Percentag e	Librarian Signature
1	1/5/2022	-	-	-	-	-	0	0	-
2	2/5/2022	3	0	0	0	0	3	0.53	...
3	3/5/2022	1	0	0	0	0	1	0.17	...
4	4/5/2022	20	13	0	0	6	39	7	...
5	5/5/2022	12	15	0	0	6	33	5.92	...
6	6/5/2022	9	7	0	0	5	21	3.77	...
7	7/5/2022	4	3	0	0	1	8	1.43	...
8	8/5/2022	-	-	-	-	-	0	0	-
9	9/5/2022	11	3	1	1	11	27	4.84	...
10	10/5/2022	11	3	0	0	1	15	2.69	...
11	11/5/2022	0	0	1	0	10	11	1.97	...
12	12/5/2022	3	1	0	1	0	5	0.89	...
13	13/5/2022	12	1	0	0	4	17	3	...
14	14/5/2022	5	2	0	0	0	7	1.25	...
15	15/5/2022	-	-	-	-	-	0	0	-
16	16/5/2022	1	0	0	0	0	1	0.17	...
17	17/5/2022	6	5	1	2	2	16	2.87	...
18	18/5/2022	11	0	3	0	3	17	3	...
19	19/5/2022	13	3	3	1	7	27	4.84	...
20	20/5/2022	0	5	2	0	5	12	2.15	...
21	21/5/2022	1	0	2	1	1	5	0.89	...
22	22/5/2022	-	-	-	-	-	0	0	-
23	23/5/2022	14	18	0	5	14	51	9.15	...
24	24/5/2022	22	10	0	0	11	43	7.71	...
25	25/5/2022	40	14	0	0	23	77	13.82	...
26	26/5/2022	72	32	0	0	33	137	24.59	...
27	27/5/2022	83	15	0	0	34	132	23.69	...
28	28/5/2022	52	30	0	0	29	111	19.92	...
29	29/5/2022	8	-	-	-	-	8	1.43	...
30	30/5/2022	61	28	0	0	50	139	24.95	...
31	31/5/2022	74	45	0	0	43	162	29	...
Total		549	253	13	11	299	1125	201.97	...
Average		18	8	1	1	10	36	6.46	...





June 2022


Sr. No.	Date	Library Entry	Circulation	Faculty	Digital Library Students	Stack Area	Total	Percentage	Librarian Signature
1	1/6/2022	62	34	0	0	21	117	21	
2	2/6/2022	69	68	0	0	27	164	29.44	
3	3/6/2022	63	93	0	0	27	183	32.85	
4	4/6/2022	76	20	0	0	29	125	22.44	
5	5/6/2022	40	-	-	-	-	40	7.18	
6	6/6/2022	28	5	0	2	29	64	11.49	
7	7/6/2022	65	85	0	0	49	199	35.72	
8	8/6/2022	68	68	0	1	30	167	29.98	
9	9/6/2022	53	18	0	0	32	103	18.49	
10	10/6/2022	57	42	0	0	25	124	22.26	
11	11/6/2022	62	43	0	0	41	146	26.21	
12	12/6/2022	-	-	-	-	-	0	0	
13	13/6/2022	67	68	0	0	24	159	28.54	
14	14/6/2022	60	47	0	0	35	142	25.49	
15	15/6/2022	51	69	0	0	20	140	25.13	
16	16/6/2022	87	75	0	3	36	201	36	
17	17/6/2022	40	58	0	9	33	140	25.13	
18	18/6/2022	82	78	0	4	24	188	33.75	
19	19/6/2022	-	-	-	-	-	0	0	
20	20/6/2022	36	28	0	0	10	74	13.28	
21	21/6/2022	53	52	0	1	22	128	22.98	
22	22/6/2022	50	49	0	0	21	120	21.54	
23	23/6/2022	36	39	0	4	7	86	15.43	
24	24/6/2022	46	50	0	3	16	115	20.64	
25	25/6/2022	38	42	0	0	18	98	17.59	
26	26/6/2022	-	-	-	-	-	0	0	
27	27/6/2022	50	33	0	0	16	99	17.77	
28	28/6/2022	31	23	0	4	12	70	12.56	
29	29/6/2022	35	38	0	0	9	82	14.72	
30	30/6/2022	38	0	0	0	1	39	7	
Total		1443	1225	0	31	614	3313	594.79	
Average		48	41	0	1	20	110	19.74	





July 2022


Sr. No.	Date	Libra ry Entry	Circulation	Faculty	Digital Library Students	Stack Area	Total	Percentag e	Librarian Signature
1	1/7/2022	41	89	0	2	21	153	27.46	
2	2/7/2022	76	68	0	1	48	193	34.64	
3	3/7/2022	-	-	-	-	-	0	0	
4	4/7/2022	57	62	0	7	14	140	25.13	
5	5/7/2022	52	80	0	0	30	162	29	
6	6/7/2022	38	63	0	0	19	120	21.54	
7	7/7/2022	42	81	0	0	20	143	25.67	
8	8/7/2022	50	65	0	1	14	130	23.33	
9	9/7/2022	40	52	0	0	18	110	19.74	
10	10/7/2022	-	-	-	-	-	0	0	
11	11/7/2022	62	111	0	0	25	198	35.54	
12	12/7/2022	62	31	0	0	29	122	21.90	
13	13/7/2022	38	10	0	1	15	64	11.49	
14	14/7/2022	46	25	1	1	18	91	16.33	
15	15/7/2022	38	23	1	1	12	75	13.46	
16	16/7/2022	111	48	2	0	64	225	40.39	
17	17/7/2022	8	-	-	-	-	8	1.43	
18	18/7/2022	48	32	2	0	18	100	17.95	
19	19/7/2022	48	18	0	2	11	79	14.18	
20	20/7/2022	37	10	0	0	10	57	10.23	
21	21/7/2022	22	34	1	0	10	67	12.02	
22	22/7/2022	47	20	0	0	15	82	14.72	
23	23/7/2022	25	0	0	0	0	25	4.48	
24	24/7/2022	-	-	-	-	-	0	0	
25	25/7/2022	15	33	1	1	14	64	11.49	
26	26/7/2022	34	23	0	2	17	76	13.64	
27	27/7/2022	70	35	0	5	29	139	24.95	
28	28/7/2022	39	27	0	0	22	88	15.79	
29	29/7/2022	26	24	0	5	11	66	11.84	
30	30/7/2022	69	43	2	2	26	142	25.49	
31	31/7/2022	30	-	-	-	-	30	5.38	
Total		1271	1107	10	31	530	2949	529.44	
Average		49	43	1	1	20	113	20.36	





August 2022


Sr. No.	Date	Libra ry Entry	Circulation	Faculty	Digital Library Students	Stack Area	Total	Percentag e	Librarian Signature
1	1/8/2022	48	41	0	0	18	107	19.21	
2	2/8/2022	46	8	0	0	16	70	12.56	
3	3/8/2022	48	39	2	0	44	133	23.87	
4	4/8/2022	60	35	1	0	5	101	18.13	
5	5/8/2022	37	92	0	2	13	144	25.85	
6	6/8/2022	86	90	1	0	37	214	38.42	
7	7/8/2022	-	-	-	-	-	0	0	
8	8/8/2022	35	25	0	0	10	70	12.56	
9	9/8/2022	9	0	0	0	0	9	1.61	
10	10/8/2022	19	50	1	2	10	82	14.72	
11	11/8/2022	21	11	0	1	9	42	7.54	
12	12/8/2022	8	2	0	0	3	13	2.33	
13	13/8/2022	18	25	2	5	10	60	10.77	
14	14/8/2022	-	-	-	-	-	0	0	
15	15/8/2022	0	0	0	0	0	0	0	
16	16/8/2022	0	0	1	0	0	1	0.17	
17	17/8/2022	54	37	1	0	21	113	2.28	
18	18/8/2022	45	30	2	0	21	98	17.59	
19	19/8/2022	26	23	0	0	24	73	13.10	
20	20/8/2022	107	31	0	2	24	164	29.44	
21	21/8/2022	12	-	-	-	-	12	2.15	
22	22/8/2022	12	32	0	0	24	68	12.20	
23	23/8/2022	34	31	0	0	21	86	15.43	
24	24/8/2022	23	32	0	4	9	68	12.20	
25	25/8/2022	33	43	0	0	18	94	16.87	
26	26/8/2022	31	33	0	0	14	78	14	
27	27/8/2022	38	18	0	0	14	70	12.56	
28	28/8/2022	-	-	-	-	-	0	0	
29	29/8/2022	34	17	0	0	22	73	13.10	
30	30/8/2022	33	51	2	0	10	96	17.23	
31	31/8/2022	24	0	0	0	0	24	4.30	
Total		941	796	13	16	397	2163	388.33	
Average		35	29	1	1	115	80	14.38	





September 2022


Sr. No.	Date	Libra ry Entry	Circulation	Faculty	Digital Library Students	Stack Area	Total	Percentag e	Librarian Signature
1	01/09/2022	26	7	2	0	19	54	9.69	
2	02/09/2022	51	45	1	0	55	152	27.28	
3	03/09/2022	91	58	0	0	30	179	32.13	
4	04/09/2022	-	-	-	-	-	0	0	
5	05/09/2022	19	8	0	0	13	40	7.18	
6	06/09/2022	35	33	1	0	6	75	13.46	
7	07/09/2022	63	76	1	0	26	166	29.80	
8	08/09/2022	45	53	0	0	15	113	20.28	
9	09/09/2022	73	67	2	0	10	152	27.28	
10	10/09/2022	75	81	0	0	29	185	33.21	
11	11/09/2022	-	-	-	-	-	0	0	
12	12/09/2022	50	62	0	0	19	131	23.51	
13	13/09/2022	53	79	2	1	15	150	26.92	
14	14/09/2022	59	56	0	0	25	140	25.13	
15	15/09/2022	62	42	2	0	24	130	23.33	
16	16/09/2022	62	42	0	0	7	111	19.92	
17	17/09/2022	44	30	0	4	7	85	15.26	
18	18/09/2022	10	-	-	-	-	10	1.79	
19	19/09/2022	68	28	0	0	0	96	17.23	
20	20/09/2022	46	38	1	0	38	123	22.08	
21	21/09/2022	52	32	1	0	57	142	25.49	
22	22/09/2022	45	38	0	0	0	83	14.9	
23	23/09/2022	46	19	0	0	0	65	11.66	
24	24/09/2022	59	54	1	0	18	132	23.69	
25	25/09/2022	-	-	-	-	-	0	0	
26	26/09/2022	31	15	0	0	32	78	14	
27	27/09/2022	37	42	1	0	0	80	14.36	
28	28/09/2022	49	22	1	0	0	72	12.92	
29	29/09/2022	58	40	0	0	29	127	22.8	
30	30/09/2022	54	40	1	0	1	96	17.23	
Total		1363	1107	17	5	475	2967	532.67	
Average		52	43	1	1	18	114	20.48	





October 2022


Sr.No.	Date	Library Entry	Circulation	Faculty	Digital Library Students	Stack Area	Total	Percentage	Librarian Signature
1	01/10/2022	84	36	2	5	13	140	25.13	
2	02/10/2022	7	-	-	-	-	7	1.25	
3	03/10/2022	77	6	0	10	25	118	21.18	
4	04/10/2022	71	49	0	0	9	129	23.15	
5	05/10/2022	81	0	0	0	0	81	14.54	
6	06/10/2022	35	57	0	0	32	124	22.26	
7	07/10/2022	109	38	1	2	0	150	26.92	
8	08/10/2022	23	16	0	0	6	45	8.07	
9	09/10/2022	-	-	-	-	-	0	0	
10	10/10/2022	114	2	0	3	5	124	22.26	
11	11/10/2022	40	40	1	0	17	98	17.59	
12	12/10/2022	89	17	1	2	16	125	22.44	
13	13/10/2022	53	19	0	1	18	91	16.33	
14	14/10/2022	61	42	0	0	1	104	18.67	
15	15/10/2022	57	18	0	3	49	127	22.8	
16	16/10/2022	-	-	-	-	-	-	0	
17	17/10/2022	65	77	1	1	14	158	28.36	
18	18/10/2022	33	23	1	0	8	65	11.66	
19	19/10/2022	13	21	1	0	10	45	8.07	
20	20/10/2022	58	5	0	3	5	71	12.74	
21	21/10/2022	0	3	0	2	20	25	4.48	
22	22/10/2022	0	1	0	2	0	3	0.53	
23	23/10/2022	0	-	-	-	-	0	0	
24	24/10/2022	0	0	0	0	0	0	0	
25	25/10/2022	0	0	0	0	0	0	0	
26	26/10/2022	0	0	0	0	0	0	0	
27	27/10/2022	0	0	0	0	0	0	0	
28	28/10/2022	0	0	0	0	0	0	0	
29	29/10/2022	0	0	0	0	0	0	0	
30	30/10/2022	-	-	-	-	-	0	0	
31	31/10/2022	0	6	1	0	0	7	1.25	
Total		1070	476	9	34	248	1837	329.8	
Average		41	18	1	1	10	71	13	





November 2022

Sr.No.	Date	Library Entry	Circulation	Faculty	Digital Library Students	Stack Area	Total	Percentage	Librarian Signature
1	01/11/2022	59	7	1	0	0	67	12.02	常
2	02/11/2022	0	5	0	0	0	5	0.89	常
3	03/11/2022	10	22	0	0	11	43	7.71	常
4	04/11/2022	34	16	0	0	17	67	12.02	常
5	05/11/2022	90	17	1	1	24	133	23.87	常
6	06/11/2022	5	-	-	-	-	5	0.89	常
7	07/11/2022	34	29	0	3	9	75	13.46	常
8	08/11/2022	7	0	0	0	21	28	5.02	常
9	09/11/2022	72	29	0	3	10	114	20.46	常
10	10/11/2022	52	16	0	0	2	70	12.56	常
11	11/11/2022	46	31	0	1	26	104	18.67	常
12	12/11/2022	41	41	0	1	20	103	18.49	常
13	13/11/2022	3	-	-	-	-	3	0.53	常
14	14/11/2022	55	49	0	1	19	124	22.26	常
15	15/11/2022	84	35	0	1	16	136	24.41	常
16	16/11/2022	55	25	1	0	18	99	17.77	常
17	17/11/2022	78	54	0	19	13	164	29.44	常
18	18/11/2022	72	41	0	0	17	130	23.33	常
19	19/11/2022	137	18	1	0	80	236	42.36	常
20	20/11/2022	64	-	-	-	-	64	11.49	常
21	21/11/2022	7	97	0	0	24	128	22.98	常
22	22/11/2022	56	29	0	4	12	101	18.13	常
23	23/11/2022	99	56	0	6	30	191	34.29	常
24	24/11/2022	33	33	0	0	12	78	14	常
25	25/11/2022	49	26	3	0	25	103	18.49	常
26	26/11/2022	44	21	0	0	36	101	18.13	常
27	27/11/2022	-	-	-	-	-	0	0	常
28	28/11/2022	47	20	0	0	0	67	12.02	常
29	29/11/2022	49	6	0	0	0	55	9.87	常
30	30/11/2022	46	10	0	0	16	72	12.92	常
Total		1428	733	7	41	458	2667	478.81	常
Average		55	28	1	2	18	103	18	常





December 2022


Sr. No.	Date	Libra ry Entry	Circulation	Faculty	Digital Library Students	Stack Area	Total	Percent age	Libraria n Signatur e
1	01/12/2022	36	8	0	0	16	60	10.77	
2	02/12/2022	29	7	0	3	15	54	9.69	
3	03/12/2022	83	38	1	0	42	164	29.44	
4	04/12/2022	-	-	-	-	-		0	
5	05/12/2022	76	18	1	0	9	104	18.67	
6	06/12/2022	42	25	0	0	12	79	14.18	
7	07/12/2022	28	13	0	0	13	54	9.69	
8	08/12/2022	26	19	0	0	11	56	10.05	
9	09/12/2022	15	2	0	0	5	22	3.94	
10	10/12/2022	35	13	0	0	10	58	10.41	
11	11/12/2022	-	-	-	-	-	0	0	
12	12/12/2022	46	6	0	0	13	65	11.66	
13	13/12/2022	26	20	0	0	15	61	10.95	
14	14/12/2022	21	6	0	1	7	35	6.28	
15	15/12/2022	18	10	1	0	21	50	8.97	
16	16/12/2022	26	16	0	3	4	49	8.79	
17	17/12/2022	78	22	0	0	49	149	26.75	
18	18/12/2022	-	-	-	-	-	0	0	
19	19/12/2022	39	12	0	0	5	56	10.05	
20	20/12/2022	26	6	0	0	13	45	8.07	
21	21/12/2022	0	6	1	0	0	7	1.25	
22	22/12/2022	22	15	0	0	16	53	9.51	
23	23/12/2022	24	41	0	0	20	85	15.26	
24	24/12/2022	15	17	0	0	0	32	5.74	
25	25/12/2022	-	-	-	-	-	0	0	
26	26/12/2022	17	17	0	0	12	46	8.25	
27	27/12/2022	26	18	0	0	12	56	10.05	
28	28/12/2022	18	26	2	1	11	58	10.41	
29	29/12/2022	29	27	0	0	21	77	13.82	
30	30/12/2022	26	27	0	0	13	66	11.84	
31	31/12/2022	85	54	0	0	41	180	32.31	
Total		912	489	6	8	406	1821	326.92	
Average		35	19	1	1	16	70	12	





January 2021


Sr. No.	Date	Library Entry	Circulation	Faculty	Digital Library Students	Stack Area	Total	Percentage	Librarian Signature
1	1/1/2021	12	2	1	0	6	21	3.98	
2	2/1/2021	17	14	2	0	8	41	7.77	
3	3/1/2021	2	-	-	-	-	2	0.37	
4	4/1/2021	19	23	2	3	9	56	10.62	
5	5/1/2021	12	3	1	2	9	27	5.12	
6	6/1/2021	10	12	1	0	13	36	6.83	
7	7/1/2021	30	20	0	0	0	50	9.48	
8	8/1/2021	16	11	3	0	4	34	6.45	
9	9/1/2021	20	7	1	0	8	36	6.83	
10	10/1/2021	-	-	-	-	-	0	0	
11	11/1/2021	14	7	1	2	7	31	5.88	
12	12/1/2021	20	11	1	1	9	42	7.96	
13	13/1/2021	22	16	1	0	8	47	8.91	
14	14/1/2021	15	5	1	0	4	25	4.74	
15	15/1/2021	10	6	1	0	7	24	4.55	
16	16/1/2021	16	4	0	0	8	28	5.31	
17	17/1/2021	-	-	-	-	-	0	0	
18	18/1/2021	21	18	0	0	11	50	9.48	
19	19/1/2021	3	0	0	0	0	3	0.56	
20	20/1/2021	83	13	1	0	13	110	20.87	
21	21/1/2021	10	11	0	0	14	35	6.64	
22	22/1/2021	44	24	0	3	16	87	16.50	
23	23/1/2021	56	11	1	3	21	92	17.45	
24	24/1/2021	-	-	-	-	-	0	0	
25	25/1/2021	3	14	1	0	2	20	3.79	
26	26/1/2021	-	-	-	-	-	0	0	
27	27/1/2021	25	4	1	0	5	21	3.98	
28	28/1/2021	22	22	0	2	0	46	8.72	
29	29/1/2021	38	19	0	2	31	90	17.07	
30	30/1/2021	44	34	0	0	5	83	15.74	
31	31/1/2021	4	-	-	-	-	4	0.75	
Total		575	311	19	18	218	1141	216.50	
Average		23	12	1	1	9	46	8.66	





February 2021


Sr. No.	Date	Libra ry Entry	Circulation	Faculty	Digital Library Students	Stack Area	Total	Percentag e	Librarian Signature
1	1/2/2021	37	7	0	3	9	56	10.62	
2	2/2/2021	19	16	0	1	9	45	8.53	
3	3/2/2021	17	14	0	1	9	41	7.77	
4	4/2/2021	55	14	0	1	31	101	19.16	
5	5/2/2021	19	27	0	0	16	62	11.76	
6	6/2/2021	20	22	0	0	21	63	11.95	
7	7/2/2021	-	-	-	-	-	0	0	
8	8/2/2021	49	19	0	2	30	100	18.97	
9	9/2/2021	55	41	1	7	14	118	22.39	
10	10/2/2021	49	27	1	0	24	101	19.16	
11	11/2/2021	25	30	0	0	11	66	12.52	
12	12/2/2021	29	20	0	0	39	88	16.69	
13	13/2/2021	26	20	0	0	6	52	9.86	
14	14/2/2021	-	-	-	-	-	0	0	
15	15/2/2021	38	23	1	3	26	91	17.26	
16	16/2/2021	45	38	1	0	39	123	23.33	
17	17/2/2021	35	26	2	0	28	91	17.26	
18	18/2/2021	31	21	1	1	30	84	15.93	
19	19/2/2021	3	1	0	0	1	5	0.94	
20	20/2/2021	43	6	0	0	20	69	13.09	
21	21/2/2021	2	-	-	-	-	2	0.37	
22	22/2/2021	46	15	0	0	7	68	12.90	
23	23/2/2021	46	23	1	0	20	90	17.07	
24	24/2/2021	41	20	1	0	22	84	15.93	
25	25/2/2021	33	21	0	0	26	80	15.18	
26	26/2/2021	23	4	0	0	18	45	8.53	
27	27/2/2021	29	15	0	12	6	62	11.76	
28	28/2/2021	8	1	-	-	-	9	1.70	
Total		823	471	9	31	462	1796	340.79	
Average		34	20	1	1	19	75	14.19	





March 2021


Sr. No.	Date	Library Entry	Circulation	Faculty	Digital Library Students	Stack Area	Total	Percentage	Librarian Signature
1	1/3/2021	48	11	0	0	19	78	14.80	
2	2/3/2021	49	11	0	0	22	82	15.55	
3	3/3/2021	43	23	0	0	21	87	16.50	
4	4/3/2021	26	14	0	10	18	68	12.90	
5	5/3/2021	26	7	0	6	12	51	09.67	
6	6/3/2021	22	4	0	0	-	26	04.93	
7	7/3/2021	1	0	0	1	-	2	00.37	
8	8/3/2021	22	6	0	5	-	33	06.26	
9	9/3/2021	25	13	1	0	-	39	07.40	
10	10/3/2021	17	9	1	3	-	30	05.69	
11	11/3/2021	0	0	0	0	-	0	00	
12	12/3/2021	39	24	1	0	-	64	12.14	
13	13/3/2021	6	123	4	0	-	133	25.23	
14	14/3/2021	0	0	0	0	-	0	00	
15	15/3/2021	38	16	0	0	-	54	10.24	
16	16/3/2021	33	17	1	0	-	51	09.67	
17	17/3/2021	25	11	5	0	-	41	07.77	
18	18/3/2021	54	27	0	0	-	81	15.37	
19	19/3/2021	54	30	1	13	-	98	18.59	
20	20/3/2021	39	15	0	1	-	55	10.43	
21	21/3/2021	12	0	0	0	-	12	02.27	
22	22/3/2021	11	14	0	0	-	25	04.74	
23	23/3/2021	18	15	0	1	-	34	06.45	
24	24/3/2021	59	77	0	3	-	139	26.37	
25	25/3/2021	58	43	5	7	-	113	21.44	
26	26/3/2021	64	27	1	4	-	96	18.21	
27	27/3/2021	55	42	1	2	-	100	18.97	
28	28/3/2021	0	0	0	1	-	1	00.18	
29	29/3/2021	5	0	0	0	-	5	00.94	
30	30/3/2021	75	29	2	3	-	109	20.68	
31	31/3/2021	91	34	0	3	-	128	24.28	
Total		1015	642	23	63	92	1835	348.19	
		38	24	1	2	3	68	12.89	





April 2021


Sr. No.	Date	Libra ry Entry	Circulation	Faculty	Digital Library Students	Stack Area	Total	Percentag e	Librarian Signature
1	1/4/2021	51	33	0	3	-	87	16.50	
2	2/4/2021	0	0	0	0	-	0	00	
3	3/4/2021	57	51	0	1	-	109	20.68	
4	4/4/2021	0	0	0	0	-	0	00	
5	5/4/2021	27	39	0	0	-	66	12.52	
6	6/4/2021	24	31	0	0	-	55	10.43	
7	7/4/2021	58	36	1	0	-	95	18.02	
8	8/4/2021	18	39	1	1	-	59	11.19	
9	9/4/2021	59	73	2	0	-	134	25.42	
10	10/4/2021	0	0	0	0	-	0	0	
11	11/4/2021	0	0	0	0	-	0	0	
12	12/4/2021	31	41	4	0	-	76	14.42	
13	13/4/2021	2	0	0	0	-	2	00.37	
14	14/4/2021	1	1	0	0	-	2	00.37	
15	15/4/2021	52	47	3	5	-	107	20.30	
16	16/4/2021	53	36	0	0	-	89	16.88	
17	17/4/2021	42	50	3	0	-	95	18.02	
18	18/4/2021	5	0	0	0	-	5	00.94	
19	19/4/2021	49	10	3	0	-	62	11.76	
20	20/4/2021	46	29	0	3	-	78	14.80	
21	21/4/2021	0	0	4	0	-	4	00.75	
22	22/4/2021	19	10	0	1	-	30	05.69	
23	23/4/2021	0	7	1	0	-	8	01.51	
24	24/4/2021	0	9	1	0	6	16	03.03	
25	25/4/2021	0	0	4	0	0	4	00.75	
26	26/4/2021	12	11	1	0	10	34	06.45	
27	27/4/2021	2	9	1	1	5	18	03.41	
28	28/4/2021	4	4	1	0	2	11	02.08	
29	29/4/2021	0	3	0	0	3	6	01.13	
30	30/4/2021	0	0	1	0	0	1	00.18	
31	31/4/2021	0	0	2	0	0	2	0037	
Total		612	569	33	15	26	1255	238.14	





May 2021


Sr. No.	Date	Library Entry	Circulation	Faculty	Digital Library Students	Stack Area	Total	Percentage	Librarian Signature
1	1/5/2021	0	0	0	0	0	0	00	
2	2/5/2021	0	0	0	0	0	0	00	
3	3/5/2021	0	0	0	0	0	0	00	
4	4/5/2021	0	3	0	0	1	4	00.75	
5	5/5/2021	0	0	0	0	0	0	00	
6	6/5/2021	0	0	0	0	0	0	00	
7	7/5/2021	0	0	0	0	0	0	00	
8	8/5/2021	0	0	0	0	0	0	00	
9	9/5/2021	0	0	0	0	0	0	00	
10	10/5/2021	0	0	0	0	0	0	00	
11	11/5/2021	0	0	0	0	0	0	00	
12	12/5/2021	1	1	0	0	1	3	00.56	
13	13/5/2021	0	0	0	0	0	0	00	
14	14/5/2021	0	0	0	0	0	0	00	
15	15/5/2021	0	0	0	0	0	0	00	
16	16/5/2021	0	0	0	0	0	0	00	
17	17/5/2021	1	0	0	0	0	1	00.18	
18	18/5/2021	3	3	0	0	2	8	01.51	
19	19/5/2021	0	0	0	0	0	0	00	
20	20/5/2021	4	1	0	0	0	5	00.94	
21	21/5/2021	1	0	0	0	0	1	00.18	
22	22/5/2021	1	0	0	0	0	1	00.18	
23	23/5/2021	0	0	0	0	0	0	00	
24	24/5/2021	2	1	0	0	2	5	00.94	
25	25/5/2021	17	1	0	0	3	21	03.98	
26	26/5/2021	0	0	0	0	0	0	00	
27	27/5/2021	0	0	0	0	0	0	00	
28	28/5/2021	0	1	0	0	0	1	00.18	
29	29/5/2021	0	3	0	0	3	6	01.13	
30	30/5/2021	0	0	0	0	0	0	00	
31	31/5/2021	0	1	0	0	2	3	00.56	
Total		30	15	0	0	14	59	11.19	





June 2021


Sr. No.	Date	Libra ry Entry	Circulation	Faculty	Digital Library Students	Stack Area	Total	Percentag e	Librarian Signature
1	1/6/2021	0	4	0	0	3	7	01.32	
2	2/6/2021	0	5	0	0	2	7	01.32	
3	3/6/2021	0	3	0	0	2	5	00.94	
4	4/6/2021	9	1	0	0	6	16	03.03	
5	5/6/2021	6	0	0	0	5	11	02.08	
6	6/6/2021	0	0	0	0	0	0	00	
7	7/6/2021	8	0	0	0	6	14	02.65	
8	8/6/2021	8	4	0	0	6	18	03.41	
9	9/6/2021	8	9	0	0	9	26	04.93	
10	10/6/2021	10	0	0	0	7	17	03.22	
11	11/6/2021	10	0	1	0	1	12	02.27	
12	12/6/2021	7	3	0	0	7	17	03.22	
13	13/6/2021	0	0	0	0	0	0	00	
14	14/6/2021	17	8	0	0	12	37	07.02	
15	15/6/2021	16	3	0	0	20	39	07.40	
16	16/6/2021	14	1	0	0	8	23	04.36	
17	17/6/2021	21	1	0	0	13	35	06.64	
18	18/6/2021	24	4	0	0	19	47	08.91	
19	19/6/2021	12	9	0	0	10	31	05.88	
20	20/6/2021	0	0	0	0	0	0	00	
21	21/6/2021	39	13	0	0	29	81	15.37	
22	22/6/2021	3	10	0	0	0	13	02.46	
23	23/6/2021	8	3	0	0	7	18	03.41	
24	24/6/2021	16	9	0	0	17	42	07.96	
25	25/6/2021	14	6	0	0	7	27	05.12	
26	26/6/2021	16	7	0	0	11	34	06.45	
27	27/6/2021	3	0	0	0	0	3	00.56	
28	28/6/2021	21	19	0	0	15	55	10.43	
29	29/6/2021	12	5	0	0	7	24	04.55	
30	30/6/2021	11	2	0	0	12	25	04.74	
31	31/6/2021	0	0	0	0	0	0	00	
Total		313	129	1	0	241	684	129.79	





July 2021

Sr. No.	Date	Libra ry Entry	Circulation	Faculty	Digital Library Students	Stack Area	Total	Percentag e	Librarian Signature
1	1/7/2021	19	13	0	0	10	42	07.96	
2	2/7/2021	18	5	0	0	25	48	09.10	
3	3/7/2021	8	7	0	0	0	15	02.84	
4	4/7/2021	0	0	0	0	0	0	00	
5	5/7/2021	9	5	0	0	0	14	02.65	
6	6/7/2021	27	4	0	0	6	37	07.02	
7	7/7/2021	0	3	0	0	11	14	02.65	
8	8/7/2021	5	2	0	0	8	15	02.84	
9	9/7/2021	9	6	1	0	12	28	05.21	
10	10/7/2021	8	1	0	0	7	16	03.03	
11	11/7/2021	0	0	0	0	0	0	00	
12	12/7/2021	13	16	1	0	9	39	07.40	
13	13/7/2021	18	8	0	0	7	33	06.26	
14	14/7/2021	3	7	0	0	2	12	02.27	
15	15/7/2021	17	9	0	3	15	44	08.34	
16	16/7/2021	12	0	1	1	8	22	04.17	
17	17/7/2021	24	5	0	7	12	48	09.10	
18	18/7/2021	3	0	0	0	0	3	00.56	
19	19/7/2021	18	10	3	0	9	40	07.59	
20	20/7/2021	18	9	0	0	11	38	07.21	
21	21/7/2021	0	0	0	0	0	0	00	
22	22/7/2021	25	14	1	1	6	47	08.91	
23	23/7/2021	34	7	0	1	9	51	09.67	
24	24/7/2021	20	1	0	0	7	28	05.31	
25	25/7/2021	17	0	0	0	0	17	03.22	
26	26/7/2021	0	2	1	0	2	5	00.94	
27	27/7/2021	23	6	2	1	5	37	07.02	
28	28/7/2021	26	12	1	1	14	54	10.24	
29	29/7/2021	23	17	0	3	14	57	10.81	
30	30/7/2021	33	12	1	0	19	65	12.33	
31	31/7/2021	5	12	4	1	19	41	07.77	
Total		435	193	16	19	247	910	172.67	





August 2021


Sr. No.	Date	Libra ry Entry	Circulation	Faculty	Digital Library Students	Stack Area	Total	Percentag e	Librarian Signature
1	1/8/2021	1	0	0	0	0	1	00.18	
2	2/8/2021	28	6	1	2	0	37	07.02	
3	3/8/2021	43	15	1	0	12	71	13.47	
4	4/8/2021	47	15	0	0	11	73	13.85	
5	5/8/2021	60	14	3	0	12	89	16.88	
6	6/8/2021	0	13	4	0	13	30	05.69	
7	7/8/2021	57	21	0	0	16	94	17.83	
8	8/8/2021	19	0	0	0	0	19	03.60	
9	9/8/2021	37	12	1	1	26	77	14.61	
10	10/8/2021	60	29	2	0	13	104	19.73	
11	11/8/2021	63	22	1	0	26	112	21.25	
12	12/8/2021	32	17	0	0	24	73	13.85	
13	13/8/2021	51	19	0	0	15	85	16.12	
14	14/8/2021	61	12	2	0	27	102	19.35	
15	15/8/2021	7	0	0	0	0	7	01.32	
16	16/8/2021	14	0	0	0	0	14	02.65	
17	17/8/2021	45	27	1	0	18	91	17.26	
18	18/8/2021	39	29	2	0	24	94	17.83	
19	19/8/2021	48	0	0	0	0	48	09.10	
20	20/8/2021	30	20	0	3	20	73	13.85	
21	21/8/2021	62	16	2	0	29	109	20.68	
22	22/8/2021	8	0	0	0	0	8	01.51	
23	23/8/2021	89	28	0	0	32	149	28.27	
24	24/8/2021	78	21	6	1	30	136	25.80	
25	25/8/2021	77	26	1	0	50	154	29.22	
26	26/8/2021	58	14	3	0	28	103	19.54	
27	27/8/2021	56	23	0	0	31	110	20.87	
28	28/8/2021	49	12	0	0	20	81	15.37	
29	29/8/2021	0	0	0	0	0	0	00	
30	30/8/2021	90	17	2	0	21	130	24.66	
31	31/8/2021	52	15	3	0	19	89	16.88	
Total		1361	443	35	7	517	2363	448.38	





September 2021

Sr. No.	Date	Libra ry Entry	Circulation	Faculty	Digital Library Students	Stack Area	Total	Percentag e	Librarian Signature
1	1/9/2021	57	23	1	1	18	100	18.83	
2	2/9/2021	54	12	2	0	28	96	18.07	
3	3/9/2021	67	26	2	0	27	122	22.97	
4	4/9/2021	22	20	3	0	27	72	13.55	
5	5/9/2021	1	-	-	-	-	1	0.18	
6	6/9/2021	74	25	2	0	20	121	22.78	
7	7/9/2021	65	15	0	6	18	104	19.58	
8	8/9/2021	64	19	4	3	19	109	20.52	
9	9/9/2021	48	12	1	0	27	88	16.57	
10	10/9/2021	0	0	0	0	0	0	0	
11	11/9/2021	34	9	1	0	11	55	10.35	
12	12/9/2021	-	-	-	-	-	-	-	
13	13/9/2021	37	10	2	0	4	53	9.98	
14	14/9/2021	18	2	0	0	7	27	5.08	
15	15/9/2021	50	10	2	3	21	86	16.19	
16	16/9/2021	39	12	3	1	9	64	12.05	
17	17/9/2021	52	14	0	1	17	84	15.81	
18	18/9/2021	38	18	2	0	15	74	13.93	
19	19/9/2021	-	-	-	-	-	-	-	
20	20/9/2021	59	22	0	0	17	98	18.45	
21	21/9/2021	58	17	0	0	25	100	18.83	
22	22/9/2021	44	18	3	0	13	78	14.68	
23	23/9/2021	39	19	1	1	14	74	13.93	
24	24/9/2021	47	14	1	0	12	75	14.12	
25	25/9/2021	53	16	1	0	26	96	18.07	
26	26/9/2021	6	-	-	-	-	6	1.12	
27	27/9/2021	54	14	1	0	23	92	17.32	
28	28/9/2021	41	10	0	0	11	62	11.67	
29	29/9/2021	45	18	0	0	11	74	13.93	
30	30/9/2021	40	6	0	0	6	52	9.79	
Total		1206	381	32	16	426	2063	388.51	
Average		40	13	1	1	14	69	12.99	






Sant Dnyaneshwar Shikshan Sanstha's
Hon. Shri. Annasaheb Dange Ayurved Medical College
& Post Graduate Research Center

A/p : Ashta, Tal. : Walwa, Dist : Sangli – 416 301
Website : www.adamc.ac.in E-mail : ashta.adamc@gmail.com
NAAC Accrediated ISO Certified 9001-2015, 14000-2015



October 2021


Sr. No.	Date	Libra ry Entry	Circulation	Faculty	Digital Library Students	Stack Area	Total	Perce ntag e	Librarian Signature
1	1/10/2021	39	7	0	0	10	56	1054	
2	2/10/2021	5	0	0	0	0	5	0.94	
3	3/10/2021	2	-	-	-	-	2	0.37	
4	4/10/2021	31	21	1	1	18	72	13.55	
5	5/10/2021	59	10	0	0	17	86	16.19	
6	6/10/2021	22	4	1	0	12	39	7.34	
7	7/10/2021	30	17	0	0	23	70	13.18	
8	8/10/2021	38	21	0	0	17	76	14.31	
9	9/10/2021	42	11	2	0	10	65	12.24	
10	10/10/2021	2	-	-	-	-	2	0.37	
11	11/10/2021	45	17	4	0	11	77	14.50	
12	12/10/2021	28	20	0	0	15	63	11.86	
13	13/10/2021	44	19	0	0	11	74	13.93	
14	14/10/2021	48	8	0	0	10	66	12.42	
15	15/10/2021	5	0	0	0	0	5	0.94	
16	16/10/2021	28	17	0	0	15	60	11.29	
17	17/10/2021	4	-	-	-	-	4	0.75	
18	18/10/2021	19	12	0	0	12	43	8.09	
19	19/10/2021	5	0	0	0	0	5	0.94	
20	20/10/2021	26	10	1	0	5	42	7.90	
21	21/10/2021	29	10	0	0	10	49	9.22	
22	22/10/2021	25	9	0	0	13	47	8.85	
23	23/10/2021	10	6	0	0	2	18	3.38	
24	24/10/2021	33	-	-	-	-	33	6.21	
25	25/10/2021	41	17	4	0	19	81	15.25	
26	26/10/2021	40	16	0	0	14	70	13.18	
27	27/10/2021	23	5	3	0	4	35	6.59	
28	28/10/2021	41	10	3	0	9	63	11.86	
29	29/10/2021	17	7	0	0	9	34	6.40	
30	30/10/2021	8	1	0	0	2	11	2.07	
31	31/10/2021	-	-	-	-	-	-	-	
Total		789	275	19	1	268	1353	254.80	
Average		25	9	1	1	9	44	8.28	





November 2021


Sr. No.	Date	Library Entry	Circulation	Faculty	Digital Library Students	Stack Area	Total	Percentage	Librarian Signature
1	1/11/2021	1	0	0	0	0	1	0.18	
2	2/11/2021	0	2	0	0	0	2	0.37	
3	3/11/2021	0	0	0	0	0	0	0	
4	4/11/2021	0	0	0	0	0	0	0	
5	5/11/2021	0	0	0	0	0	0	0	
6	6/11/2021	0	0	0	0	0	0	0	
7	7/11/2021	-	-	-	-	-	-	-	
8	8/11/2021	0	0	0	0	0	0	0	
9	9/11/2021	0	0	0	0	0	0	0	
10	10/11/2021	3	1	0	0	0	4	0.75	
11	11/11/2021	4	0	0	0	1	5	0.94	
12	12/11/2021	2	0	0	0	1	3	0.56	
13	13/11/2021	1	0	0	0	0	1	0.18	
14	14/11/2021	1	-	-	-	-	1	0.18	
15	15/11/2021	15	8	0	0	6	29	5.46	
16	16/11/2021	12	8	0	0	3	23	4.33	
17	17/11/2021	9	4	0	0	5	18	3.38	
18	18/11/2021	14	12	0	0	1	27	5.08	
19	19/11/2021	3	0	0	0	0	3	0.56	
20	20/11/2021	10	2	0	0	3	15	2.82	
21	21/11/2021	1	-	-	-	-	1	0.18	
22	22/11/2021	34	9	0	1	8	52	9.79	
23	23/11/2021	20	7	0	7	8	42	7.90	
24	24/11/2021	13	3	0	0	5	21	3.95	
25	25/11/2021	60	22	0	7	6	95	17.89	
26	26/11/2021	1	12	0	0	11	24	4.51	
27	27/11/2021	34	11	0	0	13	58	10.92	
28	28/11/2021	15	-	-	-	-	15	2.82	
29	29/11/2021	29	20	0	0	10	59	11.11	
30	30/11/2021	25	12	1	0	17	55	10.35	
Total		307	133	1	15	98	554	104.33	
Average		10	4	1	1	3	18	3.38	





December 2021


Sr. No.	Date	Libra ry Entry	Circulation	Faculty	Digital Library Students	Stack Area	Total	Percent age	Libraria n Signatur e
1	1/12/2021	32	15	0	0	17	64	12.05	
2	2/12/2021	52	14	0	5	23	94	17.70	
3	3/12/2021	15	14	0	4	37	70	13.18	
4	4/12/2021	36	18	0	0	26	80	15.06	
5	5/12/2021	4	-	-	-	-	4	0.75	
6	6/12/2021	61	25	2	0	27	115	21.65	
7	7/12/2021	52	26	0	0	29	107	20.15	
8	8/12/2021	68	23	2	0	16	109	20.52	
9	9/12/2021	38	24	1	0	28	91	17.13	
10	10/12/2021	51	35	0	0	27	113	21.28	
11	11/12/2021	32	30	0	0	20	82	15.44	
12	12/12/2021	4	-	-	-	-	4	0.75	
13	13/12/2021	37	19	0	1	13	70	13.18	
14	14/12/2021	29	35	0	0	14	78	14.68	
15	15/12/2021	17	26	1	0	14	58	10.92	
16	16/12/2021	33	25	0	1	16	75	14.12	
17	17/12/2021	42	28	0	0	27	97	18.26	
18	18/12/2021	36	30	0	0	26	92	17.32	
19	19/12/2021	-	-	-	-	-	-	-	
20	20/12/2021	77	35	1	0	26	139	26.17	
21	21/12/2021	54	43	2	0	22	121	22.78	
22	22/12/2021	50	28	1	4	33	116	21.84	
23	23/12/2021	37	22	1	0	2	62	11.67	
24	24/12/2021	78	23	0	16	25	142	26.74	
25	25/12/2021	5	0	0	0	0	5	0.94	
26	26/12/2021	-	-	-	-	-	0	-	
27	27/12/2021	35	20	1	0	18	74	13.93	
28	28/12/2021	28	18	0	0	3	49	9.22	
29	29/12/2021	45	15	1	0	11	72	13.55	
30	30/12/2021	58	29	0	0	9	96	18.07	
31	31/12/2021	16	17	0	0	6	39	7.34	
Total		1122	637	13	31	515	2318	436.53	
Average		36	21	1	1	17	75	14.12	





January 2020


Sr. No.	Date	Librar y Entry	Circulation	Faculty	Digital Library Students	Stack Area	Total	Perce ntag e	Librar ian Signat ure
1	1/1/2020	26	13	1	2	15	57	10.81	
2	2/1/2020	26	15	1	--	10	52	9.86	
3	3/1/2020	40	20	--	2	24	86	16.31	
4	4/1/2020	21	23	1	--	39	84	15.93	
5	5/1/2020	7	--	--	--	--	7	1.32	
6	6/1/2020	35	25	2	--	--	62	11.76	
7	7/1/2020	45	23	--	1	--	69	13.09	
8	8/1/2020	58	23	--	--	11	92	17.45	
9	9/1/2020	35	16	--	--	7	58	11	
10	10/1/2020	31	18	--	--	7	56	10.62	
11	11/1/2020	34	29	--	--	31	94	17.83	
12	12/1/2020	7	--	--	--	--	7	1.32	
13	13/1/2020	41	16	--	--	8	65	12.33	
14	14/1/2020	28	25	--	--	17	70	13.28	
15	15/1/2020	30	28	2	--	20	80	15.18	
16	16/1/2020	25	18	--	--	15	58	11	
17	17/1/2020	55	33	--	--	23	111	21.06	
18	18/1/2020	43	19	--	--	15	77	14.61	
19	19/1/2020	17	--	--	--	--	17	3.22	
20	20/1/2020	11	17	1	--	23	52	9.86	
21	21/1/2020	24	17	2	1	1	45	8.53	
22	22/1/2020	19	12	--	--	12	43	8.15	
23	23/1/2020	24	11	--	2	7	44	8.34	
24	24/1/2020	51	29	--	--	24	104	19.73	
25	25/1/2020	53	16	--	--	8	77	14.61	
26	26/1/2020	5	--	--	--	--	5	0.94	
27	27/1/2020	59	18	--	--	13	90	17.07	
28	28/1/2020	31	5	--	--	8	44	8.34	
29	29/1/2020	6	8	--	--	11	25	4.74	
30	30/1/2020	10	11	--	--	10	31	5.88	
31	31/1/2020	5	11	--	--	7	23	4.36	
Total		902	499	10	8	366	1785	338.53	
Average		29	16	1	1	12	58	10.92	





February 2020

Sr. No.	Date	Library Entry	Circulation	Faculty	Digital Library Students	Stack Area	Total	Percentage	Librarian Signature
1	1/2/2020	5	5	--	--	2	12	2.27	
2	2/2/2020	--	--	--	--	--	--	0	
3	3/2/2020	10	1	--	--	6	17	3.22	
4	4/2/2020	3	10	1	--	9	23	4.36	
5	5/2/2020	--	1	--	--	2	3	0.56	
6	6/2/2020	12	5	2	--	7	26	4.93	
7	7/2/2020	8	9	--	--	9	26	4.93	
8	8/2/2020	--	2	3	--	3	8	1.51	
9	9/2/2020	--	--	--	--	--	--	0	
10	10/2/2020	--	--	--	--	--	--	0	
11	11/2/2020	45	22	2	--	22	91	17.26	
12	12/2/2020	53	15	--	1	21	90	17.07	
13	13/2/2020	--	21	2	5	22	50	9.48	
14	14/2/2020	33	27	--	--	12	72	13.66	
15	15/2/2020	12	--	1	2	31	46	8.72	
16	16/2/2020	3	34	0	--	3	40	7.59	
17	17/2/2020	14	18	0	0	26	58	11	
18	18/2/2020	24	10	0	4	25	63	11.95	
19	19/2/2020	0	0	0	0	0	0	0	
20	20/2/2020	12	13	0	0	29	54	10.24	
21	21/2/2020	4	4	0	2	8	18	3.41	
22	22/2/2020	42	23	0	0	21	86	16.31	
23	23/2/2020	0	0	0	0	0	0	0	
24	24/2/2020	36	29	2	6	39	112	21.25	
25	25/2/2020	41	35	1	13	30	120	22.77	
26	26/2/2020	48	20	0	2	20	90	17.07	
27	27/2/2020	45	24	1	0	23	93	17.64	
28	28/2/2020	35	23	1	0	34	93	17.64	
29	29/2/2020	53	21	2	7	24	107	20.30	
Total		538	372	18	42	428	1398	262.87	
Average		22	15	1	2	18	58	10.95	





March 2020

Sr. No.	Date	Library Entry	Circulation	Faculty	Digital Library Students	Stack Area	Total	Percentage	Librarian Signature
1	1/3/2020	-	-	-	-	-	-	0	-
2	2/3/2020	65	34	0	0	34	133	25.23	-
3	3/3/2020	85	27	0	0	42	154	29.22	-
4	4/3/2020	75	27	0	0	29	131	24.85	-
5	5/3/2020	56	28	0	0	40	124	23.52	-
6	6/3/2020	34	31	0	0	23	88	16.69	-
7	7/3/2020	27	11	0	0	17	55	10.43	-
8	8/3/2020	-	-	-	-	-	-	0	-
9	9/3/2020	55	24	0	0	28	107	20.30	-
10	10/3/2020	0	0	0	0	0	0	0	-
11	11/3/2020	65	34	0	0	32	131	24.85	-
12	12/3/2020	87	16	0	0	26	129	24.47	-
13	13/3/2020	27	13	0	0	21	61	11.57	-
14	14/3/2020	39	35	0	0	46	120	22.77	-
15	15/3/2020	-	-	-	-	-	-	0	-
16	16/3/2020	98	32	0	0	29	159	30.17	-
17	17/3/2020	18	08	0	0	13	39	7.40	-
18	18/3/2020	0	07	0	0	9	16	3.03	-
19	19/3/2020	10	10	0	0	5	25	4.74	-
20	20/3/2020	08	06	0	0	15	29	5.50	-
21	21/3/2020	05	04	0	0	0	9	1.70	-
22	22/3/2020	-	-	-	-	-	-	0	-
23	23/3/2020	0	01	0	0	0	1	0.18	-
24	24/3/2020	0	0	0	0	0	0	0	-
25	25/3/2020	0	0	0	0	0	0	0	-
26	26/3/2020	0	0	0	0	0	0	0	-
27	27/3/2020	0	0	0	0	0	0	0	-
28	28/3/2020	0	0	0	0	0	0	0	-
29	29/3/2020	-	-	-	-	-	-	0	-
30	30/3/2020	0	0	0	0	0	0	0	-
31	31/3/2020	0	0	0	0	0	0	0	-
Total		754	348	0	0	409	1511	286.62	-
Average		58	27	0	0	31	116	22.04	-





April 2020


Sr. No.	Date	Library Entry	Circulation	Faculty	Digital Library Students	Stack Area	Total	Percentage	Librarian Signature
1	1/4/2020	0	0	0	0	0	0	0	
2	2/4/2020	0	0	0	0	0	0	0	
3	3/4/2020	0	0	0	0	0	0	0	
4	4/4/2020	0	0	0	0	0	0	0	
5	5/4/2020	-	-	-	-	-	-	0	
6	6/4/2020	0	0	0	0	0	0	0	
7	7/4/2020	0	0	0	0	0	0	0	
8	8/4/2020	0	0	0	0	0	0	0	
9	9/4/2020	0	0	0	0	0	0	0	
10	10/4/2020	0	0	0	0	0	0	0	
11	11/4/2020	0	0	0	0	0	0	0	
12	12/4/2020	-	-	-	-	-	-	0	
13	13/4/2020	0	0	0	0	0	0	0	
14	14/4/2020	0	0	0	0	0	0	0	
15	15/4/2020	0	0	0	0	0	0	0	
16	16/4/2020	0	0	0	0	0	0	0	
17	17/4/2020	0	0	0	0	0	0	0	
18	18/4/2020	0	0	0	0	0	0	0	
19	19/4/2020	-	-	-	-	-	-	0	
20	20/4/2020	0	0	0	0	0	0	0	
21	21/4/2020	0	0	0	0	0	0	0	
22	22/4/2020	0	0	0	0	0	0	0	
23	23/4/2020	0	0	0	0	0	0	0	
24	24/4/2020	0	0	0	0	0	0	0	
25	25/4/2020	0	0	0	0	0	0	0	
26	26/4/2020	-	-	-	-	-	-	0	
27	27/4/2020	0	0	0	0	0	0	0	
28	28/4/2020	0	0	0	0	0	0	0	
29	29/4/2020	0	0	0	0	0	0	0	
30	30/4/2020	0	0	0	0	0	0	0	
Total		0	0	0	0	0	0	0	
Average		0	0	0	0	0	0	0	





May 2020


Sr. No.	Date	Library Entry	Circulation	Faculty	Digital Library Students	Stack Area	Total	Percentage	Librarian Signature
1	1/5/2020	0	0	0	0	0	0	0	
2	2/5/2020	0	0	0	0	0	0	0	
3	3/5/2020	-	-	-	-	-	-	0	
4	4/5/2020	0	0	0	0	0	0	0	
5	5/5/2020	0	0	0	0	0	0	0	
6	6/5/2020	0	0	0	0	0	0	0	
7	7/5/2020	0	0	0	0	0	0	0	
8	8/5/2020	0	0	0	0	0	0	0	
9	9/5/2020	0	0	0	0	0	0	0	
10	10/5/2020	-	-	-	-	-	-	0	
11	11/5/2020	0	0	0	0	0	0	0	
12	12/5/2020	0	0	0	0	0	0	0	
13	13/5/2020	0	0	0	0	0	0	0	
14	14/5/2020	0	0	0	0	0	0	0	
15	15/5/2020	0	0	0	0	0	0	0	
16	16/5/2020	0	0	0	0	0	0	0	
17	17/5/2020	-	-	-	-	-	-	0	
18	18/5/2020	0	0	0	0	0	0	0	
19	19/5/2020	0	0	0	0	0	0	0	
20	20/5/2020	0	0	0	0	0	0	0	
21	21/5/2020	0	0	0	0	0	0	0	
22	22/5/2020	0	0	0	0	0	0	0	
23	23/5/2020	0	0	0	0	0	0	0	
24	24/5/2020	-	-	-	-	-	-	0	
25	25/5/2020	0	0	0	0	0	0	0	
26	26/5/2020	0	0	0	0	0	0	0	
27	27/5/2020	0	0	0	0	0	0	0	
28	28/5/2020	0	0	0	0	0	0	0	
29	29/5/2020	0	0	0	0	0	0	0	
30	30/5/2020	0	0	0	0	0	0	0	
31	31/5/2020	-	-	-	-	-	-	0	
Total		0	0	0	0	0	0	0	
Average		0	0	0	0	0	0	0	





June 2020


Sr. No.	Date	Library Entry	Circulation	Faculty	Digital Library Students	Stack Area	Total	Percentage	Librarian Signature
1	1/6/2020	0	0	0	0	0	0	0	—
2	2/6/2020	0	0	0	0	0	0	0	—
3	3/6/2020	0	0	0	0	0	0	0	—
4	4/6/2020	0	0	0	0	0	0	0	—
5	5/6/2020	0	0	0	0	0	0	0	—
6	6/6/2020	0	0	0	0	0	0	0	—
7	7/6/2020	-	-	-	-	-	-	0	—
8	8/6/2020	0	0	0	0	0	0	0	—
9	9/6/2020	0	0	0	0	0	0	0	—
10	10/6/2020	0	11	0	0	0	11	2.08	—
11	11/6/2020	0	5	0	0	0	5	0.94	—
12	12/6/2020	0	0	0	0	0	0	0	—
13	13/6/2020	0	6	0	0	0	6	1.13	—
14	14/6/2020	-	-	-	-	-	-	0	—
15	15/6/2020	0	0	0	0	0	0	0	—
16	16/6/2020	0	0	0	0	1	1	0.18	—
17	17/6/2020	0	0	0	0	0	0	0	—
18	18/6/2020	0	0	0	0	0	0	0	—
19	19/6/2020	0	3	0	0	0	3	0.56	—
20	20/6/2020	0	0	0	0	0	0	0	—
21	21/6/2020	-	-	-	-	-	-	0	—
22	22/6/2020	0	0	0	0	0	0	0	—
23	23/6/2020	0	1	0	0	0	1	0.18	—
24	24/6/2020	0	0	0	0	0	0	0	—
25	25/6/2020	0	0	0	0	0	0	0	—
26	26/6/2020	0	0	0	0	0	0	0	—
27	27/6/2020	0	0	0	0	1	1	0.18	—
28	28/6/2020	-	-	-	-	-	-	0	—
29	29/6/2020	0	0	0	0	0	0	0	—
30	30/6/2020	0	3	0	0	3	6	1.13	—
Total		0	29	0	0	5	34	6.38	—
Average		0	4	0	0	1	4	0.79	—





July 2020

Sr. No.	Date	Library Entry	Circulation	Faculty	Digital Library Students	Stack Area	Total	Percentage	Librarian Signature
1	1/7/2020	0	4	0	0	0	4	0.75	
2	2/7/2020	0	1	0	0	1	2	0.37	
3	3/7/2020	0	4	0	0	0	4	0.75	
4	4/7/2020	0	0	0	0	1	1	0.18	
5	5/7/2020	-	-	-	-	-	-	0	
6	6/7/2020	0	78	0	0	1	79	14.99	
7	7/7/2020	0	242	0	0	0	242	45.92	
8	8/7/2020	0	122	0	0	0	122	23.14	
9	9/7/2020	0	8	0	0	0	8	1.51	
10	10/7/2020	0	0	0	0	1	1	0.18	
11	11/7/2020	0	1	0	0	0	1	0.18	
12	12/7/2020	-	-	-	-	-	-	0	
13	13/7/2020	0	0	0	0	1	1	0.18	
14	14/7/2020	0	1	0	0	0	1	0.18	
15	15/7/2020	0	0	0	0	1	1	0.18	
16	16/7/2020	0	0	0	0	0	0	0	
17	17/7/2020	0	2	0	0	0	2	0.37	
18	18/7/2020	0	2	0	0	0	2	0.37	
19	19/7/2020	-	-	-	-	-	-	0	
20	20/7/2020	0	4	0	0	0	4	0.75	
21	21/7/2020	0	0	0	0	0	0	0	
22	22/7/2020	0	0	0	0	0	0	0	
23	23/7/2020	0	8	0	0	0	8	1.51	
24	24/7/2020	0	0	0	0	0	0	0	
25	25/7/2020	0	1	0	0	0	1	0.18	
26	26/7/2020	-	-	-	-	-	-	0	
27	27/7/2020	0	27	0	0	0	27	5.12	
28	28/7/2020	0	2	0	0	2	4	0.75	
29	29/7/2020	0	22	0	0	0	22	4.17	
30	30/7/2020	1	2	0	0	1	4	0.75	
31	31/7/2020	0	1	0	0	0	1	0.18	
Total		1	532	0	0	9	542	102.66	
Average		1	22	0	0	1	23	4.27	





August 2020


Sr. No.	Date	Library Entry	Circulation	Faculty	Digital Library Students	Stack Area	Total	Percentage	Librarian Signature
1	1/8/2020	0	0	0	0	0	0	0	—
2	2/8/2020	-	-	-	-	-	-	0	—
3	3/8/2020	0	0	0	0	0	0	0	—
4	4/8/2020	1	10	0	0	2	13	2.46	—
5	5/8/2020	0	0	0	0	1	1	0.18	—
6	6/8/2020	0	6	0	0	0	6	1.13	—
7	7/8/2020	1	1	0	0	1	3	0.56	—
8	8/8/2020	0	5	0	0	1	6	1.13	—
9	9/8/2020	-	-	-	-	-	-	0	—
10	10/8/2020	0	0	0	0	0	0	0	—
11	11/8/2020	0	3	0	0	0	3	0.56	—
12	12/8/2020	1	1	0	0	1	3	0.56	—
13	13/8/2020	4	5	0	0	4	13	2.46	—
14	14/8/2020	0	0	0	0	2	2	0.37	—
15	15/8/2020	0	0	0	0	0	0	0	—
16	16/8/2020	-	-	-	-	-	-	0	—
17	17/8/2020	0	0	0	0	0	0	0	—
18	18/8/2020	0	1	0	0	0	1	0.18	—
19	19/8/2020	0	0	0	0	0	0	0	—
20	20/8/2020	0	0	0	0	0	0	0	—
21	21/8/2020	0	0	0	0	0	0	0	—
22	22/8/2020	0	0	0	0	0	0	0	—
23	23/8/2020	-	-	-	-	-	-	0	—
24	24/8/2020	1	3	0	0	0	4	0	—
25	25/8/2020	2	1	0	0	2	5	0.75	—
26	26/8/2020	0	0	0	0	0	0	0	—
27	27/8/2020	1	1	0	0	0	2	0.37	—
28	28/8/2020	0	0	0	0	0	0	0	—
29	29/8/2020	0	0	0	0	0	0	0	—
30	30/8/2020	-	-	-	-	-	-	0	—
31	31/8/2020	0	1	0	0	0	1	0.18	—
Total		11	38	0	0	14	63	10.89	—
Average		1	3	0	0	1	5	0.83	—





September 2020

Sr. No.	Date	Library Entry	Circulation	Faculty	Digital Library Students	Stack Area	Total	Percentage	Librarian Signature
1	1/9/2020	0	0	0	0	1	1	0.18	—
2	2/9/2020	0	0	0	0	0	0	0	—
3	3/9/2020	0	1	0	0	1	2	0.37	—
4	4/9/2020	0	5	0	0	1	6	1.13	—
5	5/9/2020	0	0	0	0	1	1	0.18	—
6	6/9/2020	-	-	-	-	-	-	0	—
7	7/9/2020	11	0	0	0	0	11	2.08	—
8	8/9/2020	0	0	0	0	0	0	0	—
9	9/9/2020	0	1	0	0	0	1	0.18	—
10	10/9/2020	0	1	0	0	0	1	0.18	—
11	11/9/2020	0	2	0	0	1	3	0.56	—
12	12/9/2020	0	0	0	0	0	0	0	—
13	13/9/2020	-	-	-	-	-	-	0	—
14	14/9/2020	0	0	0	0	0	0	0	—
15	15/9/2020	0	1	0	0	1	2	0.37	—
16	16/9/2020	0	0	0	0	0	0	0	—
17	17/9/2020	0	0	0	0	0	0	0	—
18	18/9/2020	0	3	0	0	0	3	0.56	—
19	19/9/2020	0	0	0	0	0	0	0	—
20	20/9/2020	-	-	-	-	-	-	0	—
21	21/9/2020	0	0	0	0	0	0	0	—
22	22/9/2020	0	0	0	0	0	0	0	—
23	23/9/2020	0	0	0	0	1	1	0.18	—
24	24/9/2020	0	0	0	0	0	0	0	—
25	25/9/2020	0	0	0	0	0	0	0	—
26	26/9/2020	0	0	0	0	0	0	0	—
27	27/9/2020	-	-	-	-	-	-	0	—
28	28/9/2020	0	0	0	0	0	0	0	—
29	29/9/2020	0	0	0	0	0	0	0	—
30	30/9/2020	0	0	0	0	0	0	0	—
Total		11	14	0	0	7	32	5.97	—
Average		1	1	0	0	1	3	0.54	—





October 2020


Sr. No.	Date	Libra ry Entry	Circulation	Faculty	Digital Library Students	Stack Area	Total	Perce ntage	Librarian Signature
1	1/10/2020	0	0	0	0	0	0	0	—
2	2/10/2020	0	0	0	0	0	0	0	—
3	3/10/2020	0	0	0	0	0	0	0	—
4	4/10/2020	-	-	-	-	-	-	0	—
5	5/10/2020	14	0	0	0	0	14	2.65	—
6	6/10/2020	88	0	0	0	5	93	17.64	—
7	7/10/2020	0	10	0	0	1	11	2.08	—
8	8/10/2020	0	7	0	0	0	7	1.32	—
9	9/10/2020	22	0	0	0	0	22	4.17	—
10	10/10/2020	0	4	0	0	0	4	0.75	—
11	11/10/2020	-	-	-	-	-	-	0	—
12	12/10/2020	5	2	0	0	4	11	2.08	—
13	13/10/2020	2	12	0	0	4	18	3.41	—
14	14/10/2020	2	1	0	0	0	3	0.56	—
15	15/10/2020	5	0	0	0	0	5	0.94	—
16	16/10/2020	1	6	0	0	2	9	1.70	—
17	17/10/2020	3	9	0	0	0	12	2.27	—
18	18/10/2020	-	-	-	-	-	-	0	—
19	19/10/2020	13	8	0	0	1	22	4.17	—
20	20/10/2020	5	2	0	0	1	8	1.51	—
21	21/10/2020	8	3	0	0	12	23	4.36	—
22	22/10/2020	2	1	0	0	0	3	0.56	—
23	23/10/2020	6	6	0	0	0	12	2.27	—
24	24/10/2020	6	0	0	0	0	6	1.13	—
25	25/10/2020	-	-	-	-	-	-	0	—
26	26/10/2020	5	0	0	0	0	5	0.94	—
27	27/10/2020	3	42	0	0	1	46	8.72	—
28	28/10/2020	2	0	0	0	2	4	0.75	—
29	29/10/2020	17	8	0	0	12	37	7.02	—
30	30/10/2020	-	-	-	-	-	-	0	—
31	31/10/2020	7	7	0	0	2	16	3.03	—
Total		216	128	0	0	47	391	74.03	—
Average		9	6	0	0	2	17	3.21	—





November 2020


Sr. No.	Date	Library Entry	Circulation	Faculty	Digital Library Students	Stack Area	Total	Percentage	Librarian Signature
1	1/11/2020	-	-	-	-	-	-	0	-
2	2/11/2020	14	5	0	0	4	23	4.36	-
3	3/11/2020	11	2	0	0	4	17	3.22	-
4	4/11/2020	10	4	0	0	2	16	3.03	-
5	5/11/2020	14	6	0	0	3	23	4.36	-
6	6/11/2020	12	1	0	0	2	15	2.84	-
7	7/11/2020	13	5	0	0	4	22	4.17	-
8	8/11/2020	4	-	-	-	-	4	0.75	-
9	9/11/2020	9	3	0	0	5	17	3.22	-
10	10/11/2020	22	2	0	0	7	31	5.88	-
11	11/11/2020	13	2	0	0	0	15	2.84	-
12	12/11/2020	13	6	0	0	4	23	4.36	-
13	13/11/2020	7	0	0	0	0	7	1.32	-
14	14/11/2020	0	0	0	0	0	0	0	-
15	15/11/2020	-	-	-	-	-	-	0	-
16	16/11/2020	0	0	0	0	0	0	0	-
17	17/11/2020	0	0	0	0	0	0	0	-
18	18/11/2020	9	1	0	0	0	10	1.89	-
19	19/11/2020	9	0	0	0	2	11	2.08	-
20	20/11/2020	11	3	0	0	1	15	2.84	-
21	21/11/2020	5	0	0	1	0	6	1.13	-
22	22/11/2020	-	-	-	-	-	-	0	-
23	23/11/2020	20	8	0	0	3	31	5.88	-
24	24/11/2020	10	2	0	0	1	13	2.46	-
25	25/11/2020	12	2	0	0	1	15	2.84	-
26	26/11/2020	10	3	0	0	2	15	2.84	-
27	27/11/2020	31	7	3	0	4	45	8.53	-
28	28/11/2020	17	1	1	0	3	22	4.17	-
29	29/11/2020	-	-	-	-	4	4	0.75	-
30	30/11/2020	4	0	0	0	0	4	0.75	-
Total		280	63	4	1	56	404	76.51	-
Average		12	3	1	1	2	17	3.18	-





December 2020


Sr. No.	Date	Libra ry Entry	Circulation	Faculty	Digital Library Students	Stack Area	Total	Percent age	Libraria n Signatur e
1	1/12/2020	0	0	0	0	0	0	0	-
2	2/12/2020	0	1	0	0	2	3	0.56	
3	3/12/2020	4	6	0	0	3	13	2.46	
4	4/12/2020	7	9	0	0	3	19	3.60	
5	5/12/2020	20	10	1	0	6	37	7.02	
6	6/12/2020	-	-	-	-	-	-	0	
7	7/12/2020	13	7	0	0	5	25	4.74	
8	8/12/2020	6	4	0	0	4	14	2.65	
9	9/12/2020	7	0	0	0	8	15	2.84	
10	10/12/2020	7	1	0	0	8	16	3.03	
11	11/12/2020	11	6	1	0	0	18	3.41	
12	12/12/2020	8	7	0	0	2	17	3.22	
13	13/12/2020	19	-	-	-	8	27	5.12	
14	14/12/2020	19	47	1	0	12	79	14.99	
15	15/12/2020	18	7	2	0	6	33	6.26	
16	16/12/2020	8	0	0	0	4	12	2.27	
17	17/12/2020	34	3	1	0	4	42	7.96	
18	18/12/2020	24	7	1	0	8	40	7.59	
19	19/12/2020	12	4	0	0	2	18	3.41	
20	20/12/2020	2	-	-	-	-	2	0.37	
21	21/12/2020	23	4	0	0	4	31	5.88	
22	22/12/2020	22	9	0	0	9	40	7.59	
23	23/12/2020	15	18	7	0	5	45	8.53	
24	24/12/2020	11	12	0	2	11	36	6.83	
25	25/12/2020	6	-	-	-	-	6	1.13	
26	26/12/2020	12	3	0	0	4	19	3.60	
27	27/12/2020	2	-	-	-	-	2	0.37	
28	28/12/2020	21	4	0	0	6	31	5.88	
29	29/12/2020	13	1	0	0	7	21	3.98	
30	30/12/2020	20	9	5	3	5	42	7.96	
31	31/12/2020	16	2	2	4	6	30	5.69	
Total		380	181	21	9	142	733	138.94	
Average		13	6	1	1	5	25	4.79	





January 2019


Sr. No	Date	Library Entry	Circulation	Faculty	Digital Library Students	Stack Area	Total	Percentage	Librarian Signature
1	1/1/2019	19	7	--	6	19	51	9.53	
2	2/1/2019	34	29	--	5	--	68	12.71	
3	3/1/2019	36	18	--	2	12	68	12.71	
4	4/1/2019	49	27	1	7	30	114	21.30	
5	5/1/2019	37	7	--	6	6	56	29.15	
6	6/1/2019	12	--	--	--	--	12	2.24	
7	7/1/2019	52	22	1	1	24	100	18.69	
8	8/1/2019	43	12	1	4	5	65	12.14	
9	9/1/2019	87	9	--	5	14	115	21.49	
10	10/1/2019	52	22	2	7	11	94	17.57	
11	11/1/2019	55	16	1	1	17	90	16.82	
12	12/1/2019	44	21	--	4	19	88	16.44	
13	13/1/2019	20	--	--	--	--	20	3.73	
14	14/1/2019	39	11	--	5	9	64	11.96	
15	15/1/2019	39	18	2	6	15	80	14.95	
16	16/1/2019	49	25	2	2	19	97	18.13	
17	17/1/2019	44	12	--	3	3	62	11.58	
18	18/1/2019	61	12	--	7	12	92	17.19	
19	19/1/2019	25	--	--	4	--	29	5.42	
20	20/1/2019	36	--	--	--	--	36	6.72	
21	21/1/2019	21	14	--	5	11	51	9.53	
22	22/1/2019	43	10	4	4	9	70	13.08	
23	23/1/2019	43	60	5	2	22	132	24.67	
24	24/1/2019	33	6	4	1	4	48	8.97	
25	25/1/2019	19	--	--	5	--	24	4.48	
26	26/1/2019	--	--	--	--	--	--	0	
27	27/1/2019	--	--	--	--	--	--	0	
28	28/1/2019	21	15	4	7	8	55	10.28	
29	29/1/2019	16	14	3	6	23	62	11.58	
30	30/1/2019	14	3	3	4	--	24	4.48	
31	31/1/2019	25	14	3	2	2	46	8.59	
Total		1068	404	36	111	294	1913	376.13	
Average		37	14	1	4	10	66	12.97	





February 2019


Sr. No.	Date	Library Entry	Circulation	Faculty	Digital Library Students	Stack Area	Total	Percentage	Librarian Signature
1	1/2/2019	23	15	--	5	8	51	9.53	
2	2/2/2019	26	13	2	7	11	59	11.02	
3	3/2/2019	4	--	--	--	--	4	0.74	
4	4/2/2019	44	23	2	6	24	99	18.50	
5	5/2/2019	42	18	4	5	14	83	15.51	
6	6/2/2019	69	20	1	5	9	104	19.43	
7	7/2/2019	32	21	--	4	13	70	13.08	
8	8/2/2019	33	13	3	6	16	71	13.27	
9	9/2/2019	21	6	2	7	10	46	8.59	
10	10/2/2019	1	--	--	--	--	1	0.18	
11	11/2/2019	50	9	3	3	9	74	13.83	
12	12/2/2019	50	29	5	1	18	103	19.25	
13	13/2/2019	58	22	9	6	15	110	20.56	
14	14/2/2019	71	20	3	5	17	116	21.68	
15	15/2/2019	9	6	5	5	4	29	5.42	
16	16/2/2019	22	11	3	7	12	55	10.28	
17	17/2/2019	1	--	--	--	--	1	0.18	
18	18/2/2019	35	9	2	4	16	66	12.33	
19	19/2/2019	8	--	1	6	--	15	2.80	
20	20/2/2019	54	21	3	5	9	92	17.19	
21	21/2/2019	61	26	1	6	32	126	23.55	
22	22/2/2019	42	15	4	4	5	70	13.08	
23	23/2/2019	51	15	3	5	12	86	16.07	
24	24/2/2019	--	--	--	--	--	--	0	
25	25/2/2019	2	--	4	4	--	10	1.86	
26	26/2/2019	52	12	3	7	14	88	16.44	
27	27/2/2019	38	10	3	2	--	53	9.90	
28	28/2/2019	41	5	6	6	--	58	10.84	
Total		940	339	72	121	268	1740	325.11	
Average		35	13	3	4	10	64	12.04	





March 2019


Sr. No .	Date	Librar y Entry	Circulation	Faculty	Digital Library Students	Stack Area	Total	Percent age	Libraria n Signatu re
1	1/3/2019	55	15	10	5	9	94	17.57	常
2	2/3/2019	53	8	9	7	6	83	15.51	常
3	3/3/2019	--	--	--	--	--	--	0	-
4	4/3/2019	--	--	--	--	--	--	0	-
5	5/3/2019	61	7	8	4	27	107	20	常
6	6/3/2019	55	13	--	2	3	73	13.64	常
7	7/3/2019	85	21	11	5	19	141	26.35	常
8	8/3/2019	50	9	7	4	7	77	14.39	常
9	9/3/2019	63	18	3	6	15	105	19.62	常
10	10/3/2019	--	--	--	--	--	--	0	-
11	11/3/2019	65	31	6	7	7	116	21.68	常
12	12/3/2019	36	18	6	2	9	71	13.27	常
13	13/3/2019	55	27	6	4	16	108	20.18	常
14	14/3/2019	52	30	10	5	11	108	20.18	常
15	15/3/2019	4	18	2	2	27	53	9.90	常
16	16/3/2019	94	20	3	1	28	146	27.28	常
17	17/3/2019	7	--	--	--	--	7	1.30	常
18	18/3/2019	44	14	4	6	13	81	15.14	常
19	19/3/2019	45	19	5	7	15	91	17	常
20	20/3/2019	50	17	3	3	18	91	17	常
21	21/3/2019	--	--	--	--	--	--	0	-
22	22/3/2019	21	8	--	5	5	39	7.28	常
23	23/3/2019	40	12	1	4	35	92	17.19	常
24	24/3/2019	--	--	--	--	--	--	0	-
25	25/3/2019	82	25	--	7	--	114	21.30	常
26	26/3/2019	44	17	--	2	--	63	11.77	常
27	27/3/2019	69	31	3	3	25	131	24.48	常
28	28/3/2019	63	29	3	5	15	115	21.49	常
29	29/3/2019	55	25	4	7	17	108	20.18	常
30	30/3/2019	62	24	3	6	14	109	20.37	常
31	31/3/2019	14	--	--	--	--	14	2.61	常
Total		1324	456	107	109	341	2337	436.68	常
Average		51	18	4	4	13	90	16.79	常





April 2019


Sr. No .	Date	Librar y Entry	Circulation	Faculty	Digital Library Students	Stack Area	Total	Percen tage	Librarian Signature
1	1/4/2019	55	23	1	5	11	95	17.75	常
2	2/4/2019	57	34	1	6	9	107	20	常
3	3/4/2019	64	52	3	4	18	141	26.35	常
4	4/4/2019	53	35	1	3	12	104	19.43	常
5	5/4/2019	60	33	3	2	8	106	19.81	常
6	6/4/2019	12	--	1	4	--	17	3.17	常
7	7/4/2019	18	--	--	--	--	18	3.36	常
8	8/4/2019	55	29	2	6	8	100	18.69	常
9	9/4/2019	26	14	1	5	5	51	9.53	常
10	10/4/2019	36	12	--	6	7	61	11.40	常
11	11/4/2019	52	35	--	1	19	107	20	常
12	12/4/2019	23	22	4	2	5	56	10.46	常
13	13/4/2019	--	--	--	7	--	7	1.30	常
14	14/4/2019	--	--	--	--	--	--	0	常
15	15/4/2019	27	14	3	5	6	55	10.28	常
16	16/4/2019	37	31	2	4	12	86	16.07	常
17	17/4/2019	1	--	--	--	--	1	0.18	常
18	18/4/2019	38	32	4	6	9	89	16.63	常
19	19/4/2019	1	--	--	--	--	1	0.18	常
20	20/4/2019	27	15	3	7	10	62	11.58	常
21	21/4/2019	5	--	--	--	--	5	0.93	常
22	22/4/2019	33	25	--	6	13	77	14.39	常
23	23/4/2019	3	--	--	5	--	8	1.49	常
24	24/4/2019	39	28	--	4	15	86	16.07	常
25	25/4/2019	18	9	--	5	8	40	7.47	常
26	26/4/2019	11	39	--	6	13	69	12.89	常
27	27/4/2019	6	3	2	2	1	14	2.61	常
28	28/4/2019	--	--	--	--	--	--	0	常
29	29/4/2019	10	11	2	6	3	32	5.98	常
30	30/4/2019	9	4	2	1	--	16	2.99	常
Total		776	500	35	108	192	1611	300.99	常
Average		28	18	1	4	7	58	10.74	常





May 2019


Sr. No	Date	Librar y Entry	Circulation	Faculty	Digital Library Students	Stack Area	Total	Percen tage	Librarian Signature
1	1/5/2019	--	--	--	--	--	--	0	
2	2/5/2019	8	2	--	5	3	18	3.36	
3	3/5/2019	12	9	5	6	8	40	7.47	
4	4/5/2019	14	13	2	4	4	37	6.91	
5	5/5/2019	2	--	--	--	--	2	0.37	
6	6/5/2019	35	23	1	7	6	72	13.45	
7	7/5/2019	5	10	--	5	7	27	5.04	
8	8/5/2019	11	8	--	2	20	41	7.66	
9	9/5/2019	6	4	--	1	--	11	2.05	
10	10/5/2019	6	5	--	5	--	16	2.99	
11	11/5/2019	10	2	--	7	--	19	3.55	
12	12/5/2019	1	--	--	--	--	1	0.18	
13	13/5/2019	24	9	--	6	9	48	8.97	
14	14/5/2019	22	3	--	2	6	33	6.16	
15	15/5/2019	4	3	--	6	--	13	2.42	
16	16/5/2019	16	3	--	5	1	25	4.67	
17	17/5/2019	--	9	--	4	9	22	4.11	
18	18/5/2019	6	--	--	--	--	6	1.12	
19	19/5/2019	5	--	--	--	--	5	0.93	
20	20/5/2019	40	2	--	7	4	53	9.90	
21	21/5/2019	--	7	--	2	10	19	3.55	
22	22/5/2019	14	9	--	5	--	28	5.23	
23	23/5/2019	21	2	--	4	--	27	5.04	
24	24/5/2019	16	6	5	6	3	36	6.72	
25	25/5/2019	8	3	3	5	2	21	3.92	
26	26/5/2019	11	--	--	--	--	11	2.05	
27	27/5/2019	17	5	2	6	2	32	5.98	
28	28/5/2019	9	2	--	7	1	19	3.55	
29	29/5/2019	19	5	2	1	6	33	6.16	
30	30/5/2019	27	5	6	4	2	44	8.22	
31	31/5/2019	46	6	--	5	8	65	12.14	
Total		415	155	26	117	111	824	153.87	
Average		14	5	1	4	4	27	5.12	





June 2019

Sr. No	Date	Library Entry	Circulation	Faculty	Digital Library Students	Stack Area	Total	Percentage	Librarian Signature
1	1/6/2019	37	10	6	4	9	66	12.33	
2	2/6/2019	10	--	--	--	--	10	1.86	
3	3/6/2019	49	13	1	7	10	80	14.95	
4	4/6/2019	38	6	--	6	21	71	13.27	
5	5/6/2019	48	2	--	1	7	58	10.84	
6	6/6/2019	17	8	--	5	27	57	10.65	
7	7/6/2019	40	19	--	4	22	85	15.88	
8	8/6/2019	42	9	--	6	16	73	13.64	
9	9/6/2019	18	--	--	--	--	18	3.36	
10	10/6/2019	28	14	--	7	16	65	12.14	
11	11/6/2019	12	3	--	4	14	33	6.16	
12	12/6/2019	34	16	1	2	20	73	13.64	
13	13/6/2019	20	8	--	6	33	67	12.52	
14	14/6/2019	36	12	--	5	16	69	12.89	
15	15/6/2019	10	9	2	7	16	44	8.22	
16	16/6/2019	--	--	--	--	--	--	0	
17	17/6/2019	--	10	--	4	6	20	3.73	
18	18/6/2019	--	12	--	3	16	31	5.79	
19	19/6/2019	--	17	1	3	14	35	6.54	
20	20/6/2019	--	17	--	4	10	31	5.79	
21	21/6/2019	--	3	--	4	9	16	2.99	
22	22/6/2019	--	22	2	4	17	45	8.41	
23	23/6/2019	--	--	--	--	--	--	0	
24	24/6/2019	--	9	--	4	11	24	4.48	
25	25/6/2019	--	12	3	4	27	46	8.59	
26	26/6/2019	--	7	1	--	17	25	4.67	
27	27/6/2019	--	23	1	4	13	41	7.66	
28	28/6/2019	--	13	--	4	19	36	6.72	
29	29/6/2019	--	13	1	5	12	31	5.79	
30	30/6/2019	--	--	--	--	--	--	0	
Total		439	287	19	107	398	1250	233.51	
Average		16	11	1	4	15	46	8.64	





July 2019

Sr. No.	Date	Librar y Entry	Circulat ion	Faculty	Digital Library Students	Stack Area	Total	Percen tage	Librar ian Signat ure
1	1/7/2019	0	19	2	3	24	48	8.97	
2	2/7/2019	20	8	--	4	17	49	9.15	
3	3/7/2019	25	17	1	4	20	67	12.52	
4	4/7/2019	37	27	3	4	7	78	14.57	
5	5/7/2019	30	14	--	4	12	60	11.21	
6	6/7/2019	25	12	1	4	11	53	9.90	
7	7/7/2019	--	--	--	--	--	--	0	
8	8/7/2019	50	17	1	4	31	103	19.25	
9	9/7/2019	38	27	--	4	43	112	20.93	
10	10/7/2019	24	18	1	4	25	72	13.45	
11	11/7/2019	24	20	5	3	34	86	16.07	
12	12/7/2019	36	11	--	5	17	69	12.89	
13	13/7/2019	17	13	1	--	22	53	9.90	
14	14/7/2019	2	--	--	4	--	6	1.12	
15	15/7/2019	45	33	--	4	29	111	20.74	
16	16/7/2019	12	2	1	4	14	33	6.16	
17	17/7/2019	23	19	--	4	23	69	12.89	
18	18/7/2019	23	23	--	4	26	76	14.20	
19	19/7/2019	15	8	1	4	10	38	7.10	
20	20/7/2019	22	13	--	4	22	61	11.40	
21	21/7/2019	--	--	1	--	--	1	0.18	
22	22/7/2019	23	3	--	5	6	37	6.91	
23	23/7/2019	17	12	--	4	15	48	8.97	
24	24/7/2019	23	4	--	4	6	37	6.91	
25	25/7/2019	16	8	--	5	9	38	7.10	
26	26/7/2019	29	24	--	5	17	75	14.01	
27	27/7/2019	15	24	--	5	26	70	13.08	
28	28/7/2019	--	--	--	--	--	--	0	
29	29/7/2019	16	6	--	4	7	33	6.16	
30	30/7/2019	6	3	--	4	9	22	4.11	
31	31/7/2019	7	3		5	6	21	3.92	
Total		620	388	18	112	488	1626	303.77	
Average		21	13	1	4	17	56	10.47	





August 2019


Sr. No .	Date	Librar y Entry	Circulation	Faculty	Digital Library Students	Stack Area	Total	Percen tage	Librar ian Signat ure
1	1/8/2019	22	19	--	4	17	62	11.58	
2	2/8/2019	10	8	--	4	2	24	4.48	
3	3/8/2019	14	11	--	4	6	35	6.54	
4	4/8/2019	--	--	--	--	--	--	0	
5	5/8/2019	2	--	--	4	--	6	1.12	
6	6/8/2019	--	--	--	4	--	4	0.74	
7	7/8/2019	--	--	--	4	--	4	0.74	
8	8/8/2019	--	--	--	5	--	5	0.93	
9	9/8/2019	--	--	--	4	--	4	0.74	
10	10/8/2019	--	--	--	5	--	5	0.93	
11	11/8/2019	--	--	--	--	--	--	0	
12	12/8/2019	1	--	--	--	--	1	0.18	
13	13/8/2019	--	--	--	4	--	4	0.74	
14	14/8/2019	--	--	--	3	--	3	0.56	
15	15/8/2019	--	--	--	--	--	--	0	
16	16/8/2019	1	5	--	3	2	11	2.05	
17	17/8/2019	--	--	--	--	--	--	0	
18	18/8/2019	--	--	--	--	--	--	0	
19	19/8/2019	16	9	--	4	15	44	8.22	
20	20/8/2019	12	38	--	4	6	60	11.21	
21	21/8/2019	26	21	1	4	23	75	14.01	
22	22/8/2019	46	52	--	9	--	107	20	
23	23/8/2019	--	29	--	--	21	50	9.34	
24	24/8/2019	7	26	--	3	32	68	12.71	
25	25/8/2019	2	--	--	--	--	2	0.37	
26	26/8/2019	38	46	--	4	44	132	24.67	
27	27/8/2019	26	15	--	4	11	56	10.46	
28	28/8/2019	19	16	--	4	13	52	9.71	
29	29/8/2019	12	11	--	4	4	31	5.79	
30	30/8/2019	58	45	--	4	21	128	23.92	
31	31/8/2019	18	16	--	4	14	52	9.71	
Total		330	367	1	96	231	1025	191.45	
Average		13	14	1	4	9	39	7.36	





September 2019


Sr. No.	Date	Library Entry	Circulation	Faculty	Digital Library Students	Stack Area	Total	Percent age	Librarian Signature
1	1/9/2019	--	--	--	--	--	--	0	--
2	2/9/2019	--	--	--	--	--	--	0	--
3	3/9/2019	36	37	--	5	26	104	19.43	---
4	4/9/2019	36	40	--	4	32	112	20.93	---
5	5/9/2019	16	8	--	4	6	34	6.35	---
6	6/9/2019	44	15	--	4	8	71	13.27	---
7	7/9/2019	1	3	--	5	8	17	3.17	---
8	8/9/2019	1	--	--	--	--	1	0.18	---
9	9/9/2019	28	25	--	4	15	72	13.45	---
10	10/9/2019	--	--	--	--	--	--	0	--
11	11/9/2019	40	15	--	4	27	86	16.07	---
12	12/9/2019	36	37	--	4	17	94	17.57	---
13	13/9/2019	26	25	--	4	16	71	13.27	---
14	14/9/2019	35	11	--	4	13	63	11.77	---
15	15/9/2019	8	12	--	--	--	20	3.73	---
16	16/9/2019	57	8	--	4	3	72	13.45	---
17	17/9/2019	40	17	--	5	19	81	15.14	---
18	18/9/2019	60	26	--	--	17	103	19.25	---
19	19/9/2019	75	22	--	--	26	123	22.99	---
20	20/9/2019	43	15	--	6	27	91	17	---
21	21/9/2019	27	9	--	--	15	51	9.53	---
22	22/9/2019	2	--	--	--	--	2	0.37	---
23	23/9/2019	68	17	--	--	14	99	18.50	---
24	24/9/2019	53	19	--	2	16	90	16.82	---
25	25/9/2019	56	9	--	--	20	85	15.88	---
26	26/9/2019	66	33	--	--	43	142	26.54	---
27	27/9/2019	50	17	--	2	21	90	16.82	---
28	28/9/2019	61	11	--	--	16	88	16.44	---
29	29/9/2019	--	--	--	--	--	--	0	---
30	30/9/2019	39	16	2	--	20	77	14.39	---
Total		1004	447	2	61	425	1939	362.31	---
Average		39	17	1	2	16	75	13.93	---





October 2019


Sr. No .	Date	Librar y Entry	Circulation	Faculty	Digital Library Students	Stack Area	Total	Peren tage	Librar ian Signat ure
1	1/10/2019	44	13	--	--	17	74	13.83	...
2	2/10/2019	2	--	--	--	--	2	0.37	...
3	3/10/2019	53	23	--	--	20	96	17.94	...
4	4/10/2019	48	17	--	--	13	78	14.57	...
5	5/10/2019	31	10	--	--	16	57	10.65	...
6	6/10/2019	23	12	--	--	6	41	7.66	...
7	7/10/2019	48	12	--	1	8	69	12.89	...
8	8/10/2019	--	--	--	5	--	5	0.93	...
9	9/10/2019	63	10	--	--	19	92	17.19	...
10	10/10/2019	55	14	--	--	22	91	17	...
11	11/10/2019	82	19	--	--	30	131	24.48	...
12	12/10/2019	51	19	--	--	21	91	17	...
13	13/10/2019	3	--	--	--	--	3	0.56	...
14	14/10/2019	39	50	--	--	17	106	19.81	...
15	15/10/2019	38	25	--	--	13	76	14.20	...
16	16/10/2019	46	17	--	5	33	101	18.87	...
17	17/10/2019	44	23	2	--	22	91	17	...
18	18/10/2019	34	26	--	--	14	74	13.83	...
19	19/10/2019	29	45	--	9	39	122	22.80	...
20	20/10/2019	--	--	--	--	--	--	0	...
21	21/10/2019	--	--	--	--	3	3	0.56	...
22	22/10/2019	4	3	--	--	--	7	1.30	...
23	23/10/2019	2	2	--	--	1	5	0.93	...
24	24/10/2019	1	--	--	--	1	2	0.37	...
25	25/10/2019	2	--	--	--	--	2	0.37	...
26	26/10/2019	--	--	--	--	--	--	0	...
27	27/10/2019	--	--	--	--	--	--	0	...
28	28/10/2019	--	--	--	--	--	--	0	...
29	29/10/2019	2	--	--	--	--	2	0.37	...
30	30/10/2019	1	--	--	--	--	1	0.18	...
31	31/10/2019	--	--	--	--	--	--	0	...
Total		745	340	2	20	315	1422	265.66	...
Average		29	13	1	1	12	55	10.21	...





November 2019


Sr. No.	Date	Library Entry	Circulation	Faculty	Digital Library Students	Stack Area	Total	Percentage	Librarian Signature
1	1/11/2019	2	--	--	--	--	2	0.37	
2	2/11/2019	5	--	--	--	2	7	1.30	
3	3/11/2019	--	--	--	--	--	--	0	
4	4/11/2019	26	26	--	2	12	66	12.33	
5	5/11/2019	32	13	--	4	8	57	10.65	
6	6/11/2019	49	22	--	5	22	98	18.31	
7	7/11/2019	47	34	--	2	18	101	18.87	
8	8/11/2019	54	23	2	--	21	100	18.69	
9	9/11/2019	38	22	--	2	16	78	14.57	
10	10/11/2019	--	--	--	--	--	--	0	
11	11/11/2019	35	33	1	--	25	94	17.57	
12	12/11/2019	3	--	--	--	--	3	0.56	
13	13/11/2019	48	26	1	2	11	88	16.44	
14	14/11/2019	29	17	--	--	9	55	10.28	
15	15/11/2019	41	28	--	1	29	99	18.50	
16	16/11/2019	32	26	2	--	19	79	14.76	
17	17/11/2019	1	--	--	--	--	1	0.18	
18	18/11/2019	79	37	1	--	11	128	23.92	
19	19/11/2019	75	22	--	--	16	113	21.12	
20	20/11/2019	55	9	3	--	22	89	16.63	
21	21/11/2019	44	11	1	--	16	72	13.45	
22	22/11/2019	45	20	--	--	27	92	17.19	
23	23/11/2019	75	31	2	--	13	121	22.61	
24	24/11/2019	5	--	--	--	--	5	0.93	
25	25/11/2019	50	12	--	--	13	75	14.01	
26	26/11/2019	32	18	--	--	10	60	11.21	
27	27/11/2019	35	24	--	--	15	74	13.83	
28	28/11/2019	42	24	--	--	25	91	17	
29	29/11/2019	43	11	--	4	18	76	14.20	
30	30/11/2019	29	10	--	--	21	60	11.21	
Total		1051	499	13	22	399	1984	370.69	
Average		38	18	1	1	14	71	13.23	





December 2019

Sr. No.	Date	Library Entry	Circulation	Faculty	Digital Library Students	Stack Area	Total	Percentage	Librarian Signature
1	1/12/2019	7	--	--	--	--	7	1.30	
2	2/12/2019	33	14	1	--	18	66	12.33	
3	3/12/2019	33	22	--	--	21	76	14.20	
4	4/12/2019	44	35	--	--	34	113	21.12	
5	5/12/2019	40	30	--	5	26	101	18.87	
6	6/12/2019	45	31	--	1	19	96	17.94	
7	7/12/2019	26	20	4	--	22	72	13.45	
8	8/12/2019	10	--	--	--	--	10	1.86	
9	9/12/2019	23	57	--	--	23	103	19.25	
10	10/12/2019	31	20	--	1	12	64	11.96	
11	11/12/2019	38	14	--	--	35	87	16.26	
12	12/12/2019	31	29	--	--	29	89	16.63	
13	13/12/2019	24	14	--	--	29	67	12.52	
14	14/12/2019	24	20	--	--	17	61	11.40	
15	15/12/2019	--	--	--	--	--	--	0	
16	16/12/2019	36	35	--	--	35	106	19.81	
17	17/12/2019	29	17	--	--	9	55	10.28	
18	18/12/2019	21	30	--	--	32	83	15.51	
19	19/12/2019	21	18	--	--	--	39	7.28	
20	20/12/2019	28	14	3	--	10	55	10.28	
21	21/12/2019	18	17	--	--	9	44	8.22	
22	22/12/2019	--	--	--	--	--	--	0	
23	23/12/2019	15	12	--	3	7	37	6.91	
24	24/12/2019	9	12	--	2	9	32	5.98	
25	25/12/2019	--	--	--	--	--	--	0	
26	26/12/2019	17	--	--	--	4	21	3.92	
27	27/12/2019	25	19	--	--	7	51	9.53	
28	28/12/2019	28	14	--	--	22	64	11.96	
29	29/12/2019	--	--	--	--	--	--	0	
30	30/12/2019	35	24	--	--	8	67	12.52	
31	31/12/2019	21	18	--	--	9	48	8.97	
Total		712	536	8	12	446	1714	320.26	
Average		26	20	1	1	17	63	11.86	





January 2018

Sr. No	Date	Library Entry	Circulation	Faculty	Digital Library Students	Total	Percentage	Librarian Signature
1	1/1/2018	10	5	5	5	25	5.09	
2	2/1/2018	15	5	3	4	27	5.49	
3	3/1/2018	29	18	3	7	57	11.60	
4	4/1/2018	22	7	2	3	34	6.92	
5	5/1/2018	18	3	5	1	27	5.49	
6	6/1/2018	6	--	3	5	14	2.85	
7	7/1/2018	--	--	--	--	--	0	
8	8/1/2018	7	3	2	4	16	3.25	
9	9/1/2018	8	1	3	1	13	2.64	
10	10/1/2018	24	21	3	2	50	10.18	
11	11/1/2018	18	7	2	6	33	6.72	
12	12/1/2018	23	14	4	4	45	9.16	
13	13/1/2018	33	7	--	3	43	8.75	
14	14/1/2018	4	--	--	--	4	0.81	
15	15/1/2018	--	1	3	5	9	1.83	
16	16/1/2018	5	--	2	6	13	2.64	
17	17/1/2018	1	--	3	2	6	1.22	
18	18/1/2018	2	--	2	4	8	1.62	
19	19/1/2018	3	--	2	5	10	2.03	
20	20/1/2018	29	17	4	1	51	10.38	
21	21/1/2018	6	--	--	--	6	1.22	
22	22/1/2018	64	21	3	5	93	18.94	
23	23/1/2018	65	16	2	4	87	17.71	
24	24/1/2018	41	15	1	3	60	12.21	
25	25/1/2018	39	13	3	1	56	11.40	
26	26/1/2018	25	--	--	6	31	6.31	
27	27/1/2018	62	16	1	5	84	17.10	
28	28/1/2018	25	--	--	--	25	5.09	
29	29/1/2018	49	11	2	4	66	13.44	
30	30/1/2018	62	14	1	1	78	15.88	
31	31/1/2018	49	14	1	3	67	13.64	
Total		744	229	65	100	1138	231.61	
Average		25	8	2	3	38	7.72	





February 2018

Sr. No .	Date	Librar y Entry	Circulation	Faculty	Digital Library Students	Total	Perce ntag e	Librarian Signature
1	1/2/2018	43	15	2	2	62	12.62	
2	2/2/2018	49	11	3	4	67	13.64	
3	3/2/2018	41	17	2	5	65	13.23	
4	4/2/2018	19	--	--	--	19	3.86	
5	5/2/2018	47	11	3	3	64	13.03	
6	6/2/2018	34	12	1	1	48	9.77	
7	7/2/2018	39	15	5	5	64	13.03	
8	8/2/2018	55	12	2	6	75	15.27	
9	9/2/2018	36	5	2	2	45	9.16	
10	10/2/2018	8	7	3	5	23	4.68	
11	11/2/2018	1	--	--	--	1	0.20	
12	12/2/2018	31	10	3	7	51	10.38	
13	13/2/2018	--	--	--	--		0	
14	14/2/2018	25	5	1	5	36	7.33	
15	15/2/2018	24	5	1	5	35	7.12	
16	16/2/2018	30	7	3	6	46	9.36	
17	17/2/2018	19	4	3	4	30	6.10	
18	18/2/2018	3	--	--	--	3	0.61	
19	19/2/2018	2	--	--	7	9	1.83	
20	20/2/2018	8	3	1	4	16	3.25	
21	21/2/2018	34	7	3	1	45	9.16	
22	22/2/2018	33	9	1	5	48	9.77	
23	23/2/2018	37	12	2	6	57	11.60	
24	24/2/2018	20	3	5	2	30	6.10	
25	25/2/2018	--	--	--	--		0	
26	26/2/2018	47	11	3	4	65	13.23	
27	27/2/2018	19	11	1	3	34	6.92	
28	28/2/2018	34	12	1	6	53	10.79	
Total		738	204	51	98	1091	222.19	
Average		28	8	2	4	42	8.54	





March 2018


Sr. No .	Date	Librar y Entry	Circulation	Faculty	Digital Library Students	Total	Perce ntag e	Librarian Signature
1	1/3/2018	29	13	--	7	49	9.97	
2	2/3/2018	--	--	--	5	5	1.01	
3	3/3/2018	25	10	2	4	41	8.35	
4	4/3/2018	5	--	--	--	5	1.01	
5	5/3/2018	45	9	3	6	63	12.83	
6	6/3/2018	24	7	1	4	36	7.33	
7	7/3/2018	35	8	2	5	50	10.18	
8	8/3/2018	41	9	1	1	52	10.59	
9	9/3/2018	32	14	2	4	52	10.59	
10	10/3/2018	14	12	3	3	32	6.51	
11	11/3/2018	--	--	--	--		0	
12	12/3/2018	51	7	3	6	67	13.64	
13	13/3/2018	50	4	2	5	61	12.42	
14	14/3/2018	34	--	1	2	37	7.53	
15	15/3/2018	21	11	2	4	38	7.73	
16	16/3/2018	29	6	2	5	42	8.55	
17	17/3/2018	15	10	2	7	34	6.92	
18	18/3/2018	--	--	--	--		0	
19	19/3/2018	25	8	3	5	41	8.35	
20	20/3/2018	14	2	3	4	23	4.68	
21	21/3/2018	27	12	1	2	42	8.55	
22	22/3/2018	16	7	2	5	30	6.10	
23	23/3/2018	29	6	1	6	42	8.55	
24	24/3/2018	28	5	3	7	43	8.75	
25	25/3/2018	--	--	--	--		0	
26	26/3/2018	35	3	1	1	40	8.14	
27	27/3/2018	18	3	1	4	26	5.29	
28	28/3/2018	17	7	1	7	32	6.51	
29	29/3/2018	7	--	--	3	10	2.03	
30	30/3/2018	5	1	--	5	11	2.24	
31	31/3/2018	4	2	--	6	12	2.44	
Total		675	176	42	123	1016	206.79	
Average		24	6	2	4	36	7.38	





April 2018

Sr. No	Date	Librar y Entry	Circulation	Faculty	Digital Library Students	Total	Perce ntag e	Librarian Signature
1	1/4/2018	--	--	--	--	--	0	--
2	2/4/2018	27	2	6	5	40	8.14	---
3	3/4/2018	21	4	3	6	34	6.92	---
4	4/4/2018	30	9	4	3	46	9.36	---
5	5/4/2018	31	10	5	2	48	9.77	---
6	6/4/2018	15	7	4	5	31	6.31	---
7	7/4/2018	16	7	5	4	32	6.51	---
8	8/4/2018	--	--	--	--	--	0	--
9	9/4/2018	40	10	--	7	57	11.60	---
10	10/4/2018	26	12	--	6	44	8.96	---
11	11/4/2018	29	7	--	2	38	7.73	---
12	12/4/2018	34	8	--	1	43	8.75	---
13	13/4/2018	25	8	--	4	37	7.53	---
14	14/4/2018	3	1	--	7	11	2.24	---
15	15/4/2018	4	3	--	--	7	1.42	---
16	16/4/2018	30	4	--	2	36	7.33	---
17	17/4/2018	47	5	--	5	57	11.60	---
18	18/4/2018	25	4	--	4	33	6.72	---
19	19/4/2018	20	3	--	1	24	4.88	---
20	20/4/2018	20	2	--	6	28	5.70	---
21	21/4/2018	13	8	--	4	25	5.09	---
22	22/4/2018	3	--	--	--	3	0.61	---
23	23/4/2018	22	5	--	5	32	6.51	---
24	24/4/2018	10	--	--	2	12	2.44	---
25	25/4/2018	19	9	9	7	44	8.96	---
26	26/4/2018	19	6	1	4	30	6.10	---
27	27/4/2018	17	6	3	3	29	5.90	---
28	28/4/2018	12	1	4	6	23	4.68	---
29	29/4/2018	--	--	--	--	--	0	--
30	30/4/2018	--	--	--	--	--	0	--
Total		558	141	44	101	844	171.76	---
Average		21	5	2	4	32	6.60	---





May 2018


Sr. No .	Date	Librar y Entry	Circulation	Faculty	Digital Library Students	Total	Perce nage	Librarian Signature
1	1/5/2018	--	--	--	--	--	0	-
2	2/5/2018	28	13	--	3	44	8.96	...
3	3/5/2018	24	4	--	4	32	6.51	...
4	4/5/2018	13	5	--	2	20	4.07	...
5	5/5/2018	16	6	--	1	23	4.68	...
6	6/5/2018	1	--	--	--	1	0.20	...
7	7/5/2018	--	--	--	--	--	0	-
8	8/5/2018	11	3	1	2	17	3.46	...
9	9/5/2018	9	9	--	1	19	3.86	...
10	10/5/2018	12	--	--	3	15	3.05	...
11	11/5/2018	2	2	--	4	8	1.62	...
12	12/5/2018	3	2	--	2	7	1.42	...
13	13/5/2018	--	--	--	--	--	0	-
14	14/5/2018	7	1	--	3	11	2.24	...
15	15/5/2018	17	7	--	5	29	5.90	...
16	16/5/2018	12	3	--	4	19	3.86	...
17	17/5/2018	11	--	--	2	13	2.64	...
18	18/5/2018	10	1	--	3	14	2.85	...
19	19/5/2018	21	2	--	4	27	5.49	...
20	20/5/2018	--	--	--	--	--	0	-
21	21/5/2018	14	6	--	5	25	5.09	...
22	22/5/2018	4	--	--	2	6	1.22	...
23	23/5/2018	4	--	--	4	8	1.62	...
24	24/5/2018	9	--	--	6	15	3.05	...
25	25/5/2018	14	--	--	3	17	3.46	...
26	26/5/2018	2	1	--	6	9	1.83	...
27	27/5/2018	--	--	--	--	--	0	-
28	28/5/2018	12	6	--	2	20	4.07	...
29	29/5/2018	21	4	4	3	32	6.51	...
30	30/5/2018	25	--	7	6	38	7.73	...
31	31/5/2018	69	3	3	1	76	15.47	...
Total		371	78	15	81	545	110.86	...
Average		14	3	1	3	21	4.26	...





June 2018


Sr. No	Date	Library Entry	Circulation	Faculty	Digital Library Students	Total	Percentage	Librarian Signature
1	1/6/2018	50	4	1	3	58	11.81	Dr. [Signature]
2	2/6/2018	37	2	5	4	48	9.77	Dr. [Signature]
3	3/6/2018	11	--	--	--	11	2.24	Dr. [Signature]
4	4/6/2018	64	12	5	2	83	16.90	Dr. [Signature]
5	5/6/2018	42	6	--	5	53	10.79	Dr. [Signature]
6	6/6/2018	16	1	4	6	27	5.49	Dr. [Signature]
7	7/6/2018	31	3	--	3	37	7.53	Dr. [Signature]
8	8/6/2018	25	4	--	4	33	6.72	Dr. [Signature]
9	9/6/2018	29	1	5	1	36	7.33	Dr. [Signature]
10	10/6/2018	7	--	--	--	7	1.42	Dr. [Signature]
11	11/6/2018	31	2	--	6	39	7.94	Dr. [Signature]
12	12/6/2018	40	6	5	1	52	10.59	Dr. [Signature]
13	13/6/2018	25	2	3	4	34	6.92	Dr. [Signature]
14	14/6/2018	38	4	1	6	49	9.97	Dr. [Signature]
15	15/6/2018	25	5	2	5	37	7.53	Dr. [Signature]
16	16/6/2018	1	--	--	3	4	0.81	Dr. [Signature]
17	17/6/2018	4	--	--	--	4	0.81	Dr. [Signature]
18	18/6/2018	29	3	1	1	34	6.92	Dr. [Signature]
19	19/6/2018	50	2	6	6	64	13.03	Dr. [Signature]
20	20/6/2018	20	1	3	5	29	5.90	Dr. [Signature]
21	21/6/2018	36	4	--	2	42	8.55	Dr. [Signature]
22	22/6/2018	49	1	6	4	60	12.62	Dr. [Signature]
23	23/6/2018	27	5	3	6	41	8.35	Dr. [Signature]
24	24/6/2018	--	--	--	--	--	0	Dr. [Signature]
25	25/6/2018	19	4	--	3	26	5.29	Dr. [Signature]
26	26/6/2018	26	4	3	5	38	7.73	Dr. [Signature]
27	27/6/2018	43	5	5	4	57	11.60	Dr. [Signature]
28	28/6/2018	61	4	3	1	69	14.05	Dr. [Signature]
29	29/6/2018	50	7	2	2	61	12.42	Dr. [Signature]
30	30/6/2018	29	1	--	5	35	7.12	Dr. [Signature]
Total		915	93	63	97	1168	238.15	Dr. [Signature]
Average		32	3	2	3	40	8.21	Dr. [Signature]





July 2018


Sr. No.	Date	Library Entry	Circulation	Faculty	Digital Library Students	Total	Percentage	Librarian Signature
1	1/7/2018	--	--	--	--	--	0	-
2	2/7/2018	61	5	2	1	69	14.05	
3	3/7/2018	41	5	5	5	56	11.40	
4	4/7/2018	42	2	4	4	52	10.59	
5	5/7/2018	44	10	2	2	58	11.81	
6	6/7/2018	46	3	9	5	63	12.83	
7	7/7/2018	26	2	1	3	32	7.33	
8	8/7/2018	6	--	--	--	6	1.22	
9	9/7/2018	20	6	2	6	34	6.92	
10	10/7/2018	48	10	5	4	67	13.64	
11	11/7/2018	45	8	5	3	61	12.42	
12	12/7/2018	40	3	3	5	51	10.38	
13	13/7/2018	25	4	4	4	37	7.53	
14	14/7/2018	17	3	--	1	21	4.27	
15	15/7/2018	--	--	--	--	--	0	
16	16/7/2018	26	5	1	6	38	7.73	
17	17/7/2018	20	5	3	1	29	5.90	
18	18/7/2018	33	3	5	3	44	8.96	
19	19/7/2018	22	4	1	4	31	6.31	
20	20/7/2018	26	5	--	6	37	7.53	
21	21/7/2018	25	2	--	5	32	6.51	
22	22/7/2018	17	--	--	--	17	3.46	
23	23/7/2018	--	1	--	1	2	0.40	
24	24/7/2018	15	--	2	5	22	4.48	
25	25/7/2018	11	1	3	6	21	4.27	
26	26/7/2018	20	5	6	4	35	7.12	
27	27/7/2018	17	2	5	2	26	5.29	
28	28/7/2018	20	3	3	7	33	6.72	
29	29/7/2018	--	--	--	--	--	0	
30	30/7/2018	13	--	3	4	20	4.07	
31	31/7/2018	16	2	4	5	27	5.49	
Total		742	99	78	102	1021	208.63	
Average		27	4	3	4	36	367.44	





August 2018


Sr. No.	Date	Library Entry	Circulation	Faculty	Digital Library Students	Total	Percentage	Librarian Signature
1	1/8/2018	20	1	--	5	26	5.29	
2	2/8/2018	10	1	5	7	23	4.68	
3	3/8/2018	14	2	5	6	27	5.49	
4	4/8/2018	10	--	--	4	14	2.85	
5	5/8/2018	--	--	--	--	--	0	
6	6/8/2018	29	4	2	3	38	7.73	
7	7/8/2018	23	1	5	6	35	7.12	
8	8/8/2018	26	6	6	1	39	7.94	
9	9/8/2018	--	--	--	--	--	0	
10	10/8/2018	6	3	3	5	17	3.46	
11	11/8/2018	15	5	3	2	25	5.09	
12	12/8/2018	3	--	--	--	3	0.61	
13	13/8/2018	16	5	3	4	28	5.70	
14	14/8/2018	28	3	2	7	40	8.14	
15	15/8/2018	--	--	--	--	--	0	
16	16/8/2018	21	5	--	5	31	6.31	
17	17/8/2018	--	--	--	6	6	1.22	
18	18/8/2018	37	7	3	3	50	10.18	
19	19/8/2018	--	--	--	--	--	0	
20	20/8/2018	71	22	6	2	101	20.57	
21	21/8/2018	42	12	11	7	72	14.66	
22	22/8/2018	1	--	--	--	1	0.20	
23	23/8/2018	49	21	6	5	81	16.49	
24	24/8/2018	34	12	2	4	52	10.59	
25	25/8/2018	17	9	4	6	36	7.33	
26	26/8/2018	--	--	--	--	--	0	
27	27/8/2018	63	26	2	4	95	19.34	
28	28/8/2018	54	29	1	2	86	17.51	
29	29/8/2018	30	6	1	5	42	8.55	
30	30/8/2018	68	21	3	7	99	20.16	
31	31/8/2018	57	9	2	1	69	14.05	
Total		744	210	75	107	1136	231.26	
Average		29	8	3	4	44	8.89	





September 2018


Sr. No.	Date	Library Entry	Circulation	Faculty	Digital Library Students	Stack Area	Total	Percentage	Librarian Signature
1	1/9/2018	57	15	4	5	11	92	18.73	
2	2/9/2018	--	--	--	--	--	--	0	
3	3/9/2018	44	11	1	7	16	79	16.08	
4	4/9/2018	41	12	--	4	13	70	14.25	
5	5/9/2018	46	16	--	3	13	78	15.88	
6	6/9/2018	100	30	3	5	40	178	36.25	
7	7/9/2018	51	14	--	6	14	85	17.31	
8	8/9/2018	47	21	3	2	15	88	17.92	
9	9/9/2018	3	--	--	--	--	3	0.61	
10	10/9/2018	65	25	4	4	44	142	28.92	
11	11/9/2018	68	17	3	3	6	97	19.75	
12	12/9/2018	57	38	5	7	13	120	24.43	
13	13/9/2018	1	--	--	5	1	7	1.42	
14	14/9/2018	43	5	12	6	13	79	16.08	
15	15/9/2018	43	11	9	4	14	81	16.49	
16	16/9/2018	--	--	--	--	--	--	0	
17	17/9/2018	25	8	1	2	7	43	8.75	
18	18/9/2018	52	23	2	5	23	105	21.38	
19	19/9/2018	62	11	8	7	15	103	20.97	
20	20/9/2018	--	--	--	6	--	6	1.22	
21	21/9/2018	67	36	--	4	41	148	30.14	
22	22/9/2018	35	27	5	3	15	85	17.31	
23	23/9/2018	1	--	--	--	--	1	0.20	
24	24/9/2018	36	10	2	7	14	69	14.05	
25	25/9/2018	62	16	3	2	25	108	21.99	
26	26/9/2018	73	28	2	1	22	126	25.66	
27	27/9/2018	100	41	6	5	30	182	37.06	
28	28/9/2018	35	36	--	4	23	98	19.95	
29	29/9/2018	67	26	3	7	11	114	23.21	
30	30/9/2018	2	--	--	2	--	4	0.81	
Total		1283	477	76	116	439	2391	486.82	
Average		46	17	3	4	16	85	17.38	





October 2018


Sr. No.	Date	Library Entry	Circulation	Faculty	Digital Library Students	Stack Area	Total	Percentage	Librarian Signature
1	1/10/2018	77	15	5	6	16	119	24.23	
2	2/10/2018	11	--	--	--	--	11	2.24	
3	3/10/2018	91	27	1	1	28	148	30.14	
4	4/10/2018	79	31	3	5	20	138	28.10	
5	5/10/2018	70	33	2	4	18	127	25.86	
6	6/10/2018	56	22	4	7	7	96	19.55	
7	7/10/2018	3	--	--	--	--	3	0.61	
8	8/10/2018	51	22	8	5	14	100	20.36	
9	9/10/2018	53	21	--	3	15	92	18.73	
10	10/10/2018	59	16	5	6	11	97	19.75	
11	11/10/2018	60	30	7	5	16	118	24.03	
12	12/10/2018	37	11	2	2	20	72	14.66	
13	13/10/2018	28	13	3	4	7	55	11.20	
14	14/10/2018	--	--	--	--	--	--	0	
15	15/10/2018	43	17	1	1	22	84	17.10	
16	16/10/2018	57	41	3	3	21	125	25.45	
17	17/10/2018	69	66	1	5	44	185	37.67	
18	18/10/2018	6	--	1	2	--	9	1.83	
19	19/10/2018	63	35	2	7	22	129	26.27	
20	20/10/2018	42	32	3	5	27	109	22.19	
21	21/10/2018	--	--	--	--	--	--	0	
22	22/10/2018	89	33	--	4	22	148	30.14	
23	23/10/2018	72	19	--	2	13	106	21.58	
24	24/10/2018	54	16	1	6	21	98	19.95	
25	25/10/2018	44	21	2	5	16	88	17.92	
26	26/10/2018	73	41	2	3	29	148	30.14	
27	27/10/2018	43	25	1	4	20	93	18.94	
28	28/10/2018	12	--	--	--	--	12	2.44	
29	29/10/2018	45	33	1	7	21	107	21.79	
30	30/10/2018	59	37	--	4	28	128	26.06	
31	31/10/2018	41	24	2	2	8	77	15.68	
Total		1487	681	60	108	486	2822	574.61	
Average		51	23	2	4	17	97	19.81	





November 2018

Sr. No .	Date	Librar y Entry	Circulation	Faculty	Digital Library Students	Stack Area	Total	Percen tage	Librarian Signature
1	1/11/2018	34	29	--	4	17	84	17.10	
2	2/11/2018	28	11	--	2	3	44	8.96	
3	3/11/2018	8	9	--	5	4	26	5.29	
4	4/11/2018	--	--	--	--	--	--	0	
5	5/11/2018	1	--	--	--	--	1	0.20	
6	6/11/2018	--	--	--	--	--	--	0	
7	7/11/2018	--	--	--	--	--	--	0	
8	8/11/2018	--	--	--	--	--	--	0	
9	9/11/2018	--	--	--	--	--	--	0	
10	10/11/2018	--	--	--	--	--	--	0	
11	11/11/2018	--	--	--	--	--	--	0	
12	12/11/2018	15	10	--	--	4	29	5.90	
13	13/11/2018	35	14	--	5	5	59	12.01	
14	14/11/2018	31	10	--	7	12	60	12.21	
15	15/11/2018	68	28	2	3	24	125	25.45	
16	16/11/2018	60	28	1	2	14	105	21.38	
17	17/11/2018	67	21	3	1	24	116	23.62	
18	18/11/2018	18	--	--	--	--	18	3.66	
19	19/11/2018	66	29	2	5	15	117	23.82	
20	20/11/2018	76	24	3	2	24	129	26.27	
21	21/11/2018	30	--	--	3	--	33	6.72	
22	22/11/2018	75	36	3	5	29	148	30.14	
23	23/11/2018	18	--	--	6	--	24	4.88	
24	24/11/2018	90	28	2	4	28	152	30.95	
25	25/11/2018	19	--	--	--	--	19	3.86	
26	26/11/2018	73	18	2	7	14	114	23.21	
27	27/11/2018	49	19	2	5	14	89	18.12	
28	28/11/2018	52	18	--	6	15	91	18.53	
29	29/11/2018	43	13	1	4	17	78	15.88	
30	30/11/2018	41	21	--	2	25	89	18.12	
Total		997	366	21	78	288	1750	356.28	
Average		43	16	1	3	13	76	15.49	





Sant Dnyaneshwar Shikshan Sanstha's
**Hon. Shri. Annasaheb Dange Ayurved Medical College
& Post Graduate Research Center**

A/p : Ashta, Tal. : Walwa, Dist : Sangli – 416 301
Website : www.adamc.ac.in E-mail : ashta.adamc@gmail.com
NAAC Accrediated ISO Certified 9001-2015, 14000-2015



December 2018

Sr. No	Date	Library Entry	Circulation	Faculty	Digital Library Students	Stack Area	Total	Percentage	Librarian Signature
1	1/12/2018	41	25	3	5	11	85	17.31	
2	2/12/2018	11	--	--	--	--	11	2.24	
3	3/12/2018	28	16	--	3	12	59	12.01	
4	4/12/2018	61	25	4	2	18	110	22.40	
5	5/12/2018	35	6	--	4	12	57	11.60	
6	6/12/2018	30	13	--	7	8	58	11.81	
7	7/12/2018	24	--	--	5	--	29	5.90	
8	8/12/2018	17	--	--	6	--	23	4.68	
9	9/12/2018	13	--	--	--	--	13	2.64	
10	10/12/2018	61	20	4	4	19	108	21.99	
11	11/12/2018	57	19	2	1	8	87	17.71	
12	12/12/2018	30	3	--	5	11	49	9.97	
13	13/12/2018	64	13	1	7	12	97	19.75	
14	14/12/2018	1	5	2	2	--	10	2.03	
15	15/12/2018	36	15	--	5	12	68	13.84	
16	16/12/2018	21	--	--	--	--	21	4.27	
17	17/12/2018	49	8	2	6	1	66	13.44	
18	18/12/2018	24	27	2	4	20	77	15.68	
19	19/12/2018	42	25	--	1	20	88	17.92	
20	20/12/2018	55	19	1	5	14	94	19.14	
21	21/12/2018	16	11	--	4	16	47	9.57	
22	22/12/2018	49	22	1	7	6	85	17.31	
23	23/12/2018	6	--	--	--	--	6	1.22	
24	24/12/2018	18	16	2	2	6	44	8.96	
25	25/12/2018	8	--	--	--	--	8	1.62	
26	26/12/2018	49	18	--	2	23	92	18.73	
27	27/12/2018	57	24	4	5	19	109	22.19	
28	28/12/2018	46	19	2	3	20	90	18.32	
29	29/12/2018	31	18	--	6	--	55	11.20	
30	30/12/2018	13	--	--	--	--	13	2.64	
31	31/12/2018	19	19	--	4	7	49	9.97	
Total		1012	386	30	105	275	1808	368.06	
Average		33	12	1	3	9	58	11.87	



Aspenkey
PRINCIPAL
Shri. Annasaheb Dange Ayurved Medical
College Ashta, Tal. Walwa, Dist. Sangli