



Activities towards Improvement of Clinical Documentation

YEAR-2023

Clinical documentation is a record detailing a Medical treatment, Medical trial or Clinical test. These records consist of accurate, timely, specific diagnosis and procedures which represent clinical status of patient. The primary purpose of clinical documentation is to facilitate excellent care for patients.

1. To issue hospital card to the patient:

Patient undergoing Panchakarma procedures are being issued hospital card with concerned details that would make a way for them for every follow up and procedures.

2. To issue separate OPD and IPD files:

OPD file for day care procedures and IPD file for advisory admission as per minor or major cases to take over.

3. Maintenance of separate OPD and IPD register:

Name of the patient is registered in separate OPD or IPD register according to the framework of related procedure.

4. Written consent of the patient:

Proper written consent is taken of the patient with the signature of patient and relatives including explanation of the procedure of Panchakarma, risk involved mechanism of the procedure and outcome. Relatives/ Guardian/ Care taker's consent is considered for Kaumar Panchakarma.

5. Maintenance of admission and discharge register:

A separate provision is made of registering the admitted and discharged patients separately.

6. Proper discharge summary and prescription during discharge:

Discharge card and prescription are given to the patient as per the procedure and follow up is explained on the counter and OPD as well.



HOE

Panchkarma Dept
Hon. S. ri. Annasaheb
Dange Ayurved Medical
College & PGRC




PRINCIPAL

Hon. Annasaheb Dange Ayurved Medical
College, Ashta, Tal. Walwa, Dist. Sangli



New initiation in administering Panchakarma procedures

YEAR: 2023

1. Patient is educated about all aspects i.e. Poorva karma, Pradhan karma and Pashchat karma.
2. Different panchakarma packages have been designed according to the need of an individual. E.g. Sports Panchakarma, Bija shuddhi Panchakarma, Weight loss Panchakarma, Stress management etc
3. Swedan: Use of Sahastra dhara yantra for parisheka
4. Dhumapana: Oriental pipe for smoking (hookah) is used for dhumapana vidhi.
5. Readymade Bastiputaka's are used for Niruha Basti
6. Cupping therapy is used instead of Alaabo for Raktamokshana
7. Raktamokshana using scalpel in varicose vein patients which has similar effect as of phlebectomy
8. Use of iron for Ruksha swedana.
9. In today's era of fast life, sadyo vaman and sadyo virechan can be done.
10. Readymade Shirobasti cap instead of authentic Charmapatta in Shiro basti vidhi
11. Different types of Agnikarma like Guda Agnikarma, Taila Agnikarma, Panchdhatu Shalaka Agnikarma are used.
12. Different lepa's in accordance to disease e.g. Aamavatahar lepa, Sandhigata vata har lepa made up of fresh leaves is applied.
13. Kati basti module, Janu basti module, Manya basti modules are used other than Masha pishti.
14. A contraption is designed for contractures in residual hemiplegic patients to help them gain improved locomotor movements and muscle tone.
15. Pathya Kalpana according to Panchakarma procedure is advised.

Dr. Kulcarni

Panchkarma Dept
Hon.S. ri. Annasaheb
Dange Ayurved Medical
College & PGRC Ashta



Dr. Aspekhar
PRINCIPAL

Shri Annasaheb Dange Ayurved Medical
College, Ashta, Tal. Walwa, Dist. Sangli



Activities towards Improvement of Clinical Documentation

YEAR-2022

Clinical documentation is a record detailing a Medical treatment, Medical trial or Clinical test. These records consist of accurate, timely, specific diagnosis and procedures which represent clinical status of patient. The primary purpose of clinical documentation is to facilitate excellent care for patients.

1. To issue hospital card to the patient:

Patient undergoing Panchakarma procedures are being issued hospital card with concerned details that would make a way for them for every follow up and procedures.

2. To issue separate OPD and IPD files:

OPD file for day care procedures and IPD file for advisory admission as per minor or major cases to take over.

3. Maintenance of separate OPD and IPD register:

Name of the patient is registered in separate OPD or IPD register according to the framework of related procedure.

4. Written consent of the patient:

Proper written consent is taken of the patient with the signature of patient and relatives including explanation of the procedure of Panchakarma, risk involved mechanism of the procedure and outcome. Relatives/ Guardian/ Care taker's consent is considered for Kaumar Panchakarma.

5. Maintenance of admission and discharge register:

A separate provision is made of registering the admitted and discharged patients separately.

6. Proper discharge summary and prescription during discharge:

Discharge card and prescription are given to the patient as per the procedure and follow up is explained on the counter and OPD as well.


Panchkarma Dept
Hon. S. ri. Annasaheb
Dange Ayurved Medical
College & PGRC Ashta




PRINCIPAL
Shri Annasaheb Dange Ayurved Medical
College, Ashta, Tal. Walwa, Dist Sangli



Sant Dnyaneshwar Shikshan Sanstha's
Hon. Shri. Annasaheb Dange Ayurved Medical College
& Post Graduate Research Center
A/p :Ashta, Tal. : Walwa, Dist :Sangli – 416 301
Website : www.adamcashta.com

NAAC Accrediatated


ISO Certified 9001-2015,14000-2015




New initiation in administering Panchakarma procedures

YEAR: 2022

1. Patient is educated about all aspects i.e. Poorva karma, Pradhan karma and Pashchat karma.
2. Different panchakarma packages have been designed according to the need of an individual. E.g. Sports Panchakarma, Bija shuddhi Panchakarma, Weight loss Panchakarma, Stress management etc
3. Swedan: Use of Sahastra dhara yantra for parisheka
4. Dhumapana: Oriental pipe for smoking (hookah) is used for dhumapana vidhi.
5. Readymade Bastiputaka's are used for Niruha Basti
6. Cupping therapy is used instead of Alaabo for Raktamokshana
7. Raktamokshana using scalpel in varicose vein patients which has similar effect as of phlebectomy
8. Use of iron for Ruksha swedana.
9. In today's era of fast life, sadyo vaman and sadyo virechan can be done.
10. Readymade Shirobasti cap instead of authentic Charmapatta in Shiro basti vidhi
11. Different types of Agnikarma like Guda Agnikarma, Taila Agnikarma, Panchdhatu Shalaka Agnikarma are used.
12. Different lepa's in accordance to disease e.g. Aamavatahar lepa, Sandhigata vata har lepa made up of fresh leaves is applied.
13. Kati basti module, Janu basti module, Many basti modules are used other than Masha pishti.
14. A contraption is designed for contractures in residual hemiplegic patients to help them gain improved locomotor movements and muscle tone.
15. Pathya Kalpana according to Panchakarma procedure is advised.


Dr. Kulkarni
Panchkarma expert
Hon. S. ri. Annasaheb
Dange Ayurved Medical
College & PGRC Ashta




PRINCIPAL
Shri Annasaheb Dange Ayurved Medical
College, Ashta, Tal. Walwa, Dist. Sangli